



Cutler-Hammer Power Breaker Center

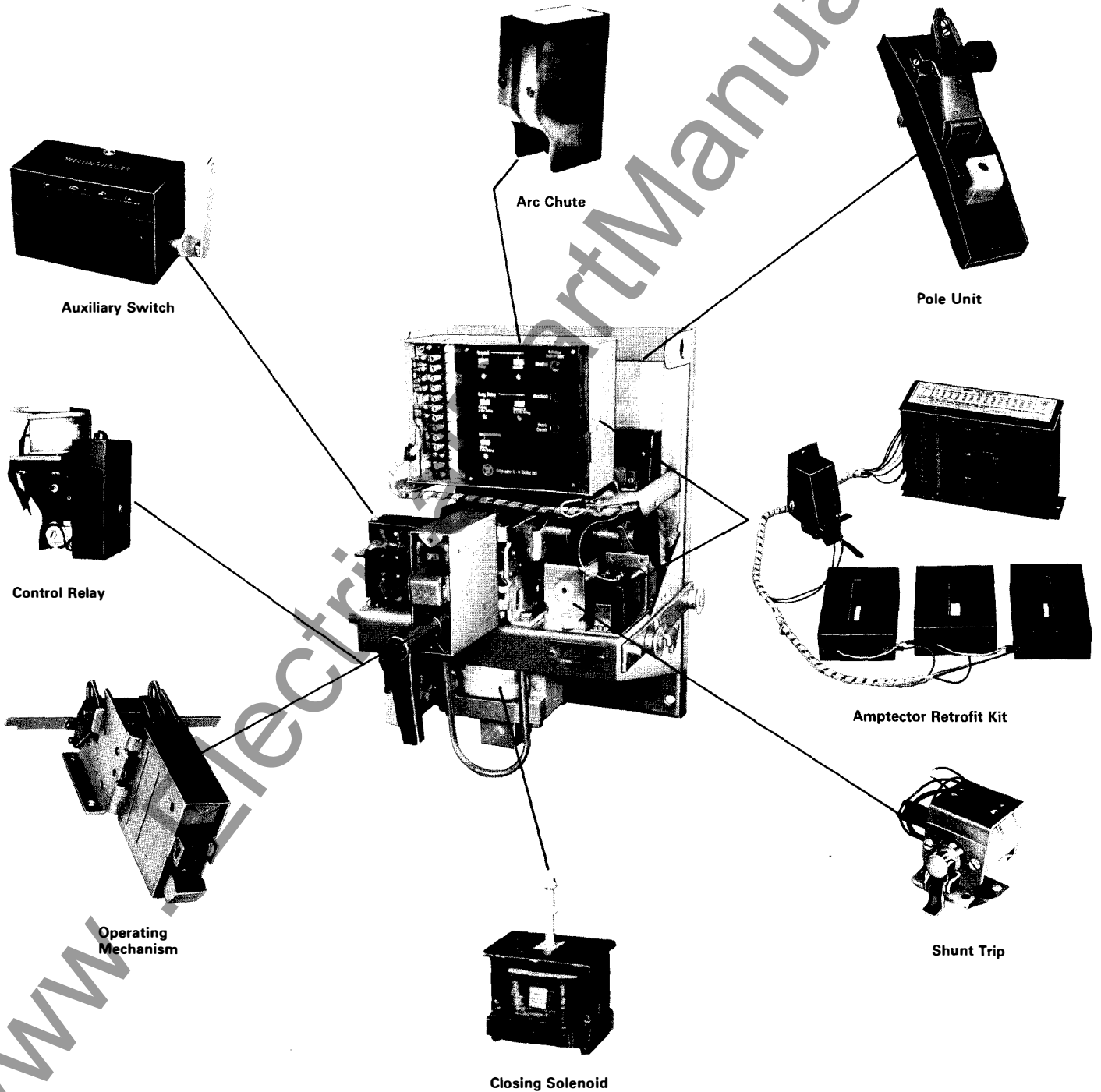
310 Maxwell Avenue
Greenwood, SC 29646
1-877-276-9379

Renewal Parts Data
32-254

Page 1

October, 1985
New Information

Renewal Parts for Low Voltage Power Circuit Breakers Types DB, DBL and DBF





Renewal Parts for DB Circuit Breakers

Parts for the following breakers are included in this Renewal Parts Data.

Breaker Type	Frame Size Amperes
DB-15	225
DB-25	600
DBL-25	600
DBE-50	1600
DBL-50	1600
DB-75	3000
DB-100	4000
DBF-6	600
DBF-16	1600
DBF-40	4000

Index

Subject	Page Number
General Information	2
DB-15 Parts	3
DB-25 Parts	4
DB-50 Parts	5
DB-75 Parts	6
DB-100 Parts	7
Components and Auxiliary Devices	8,9
Cell Parts for DB Breakers	10
DBF-6 Parts	11
DBF-16 Parts	11
DBF-40 Parts	12
Retrofit Kits	13
(Sensors, Actuators, Amptectors)	

Parts Identification

Renewal Parts Data is supplementary information to Instruction Book 33-850. Instructions for Low Voltage Power Circuit Breakers Types DB and DBF. The illustrations in this Renewal Parts Data show parts and sub-assemblies which are identified by name and style number in the associated tabulations. Additional information and illustrations are shown in the figures in I.B. 33-850, which show many sub-assemblies and detail parts in order to illustrate their function and location in the assembly. Some of the detail parts shown in the instruction book are recommended only as part of a sub-assembly to facilitate their replacement or installation in the field. The availability of parts and sub-assemblies is indicated by style number in the following data.

If the item in question cannot be identified by style number, refer to the Figure number, name and item number as shown in this RPD (or I.B. 33-850) along with the breaker type and its shop order number or style number as shown on the nameplate on the front cover of the circuit breaker.

The above nameplate information will also be required when adding components, which are not direct replacements, to a circuit breaker.

Recommended Spare Parts

An adequate stock of spare parts will help minimize emergency situations and can substantially reduce production down time.

Test Kit

See page 13 for Amptector Test Kit data and Amptector Retrofit Kit identification.

Ordering Information

1. Name item and give its style number. Specify quantity desired.
2. State breaker shop order number or style number.
3. State method of shipment desired.
4. Send all orders or correspondence to nearest Westinghouse Sales Office.

Electro-mechanical Trip Devices supplied as original equipment on Type DB breakers have been superseded by Amptector Retrofit Kits. The kits and their respective ratings are listed on page 12.

Type DB Circuit Breaker Fastener Kit

Includes an assortment of retaining rings, truarc rings, "E" rings and "X" washers in a plastic bag. Sufficient for one breaker:

Style DB-15: 497A346G01
 Style DB-25/DBF-6: 497A346G02
 Style DB-50/DBF-16: 497A346G03
 Style DB-75: 497A346G04
 Style DB-100/DBF-40: 497A346G05

Standard Hardware^①

Standard hardware such as bolts, nuts, washers, etc. are not listed in this data. Such items should be purchased locally.

Note: Bolts holding copper details together in the pole unit, and bolts holding levering in cranks should be SAE Grade 5.

Limiters

For Type DBL Breakers the limiters are not being provided as spare parts. Limiters are available from WESCO Monroeville specifying breaker type and limiter rating.

● Except in complete assemblies.



Renewal Parts for DB Circuit Breakers

DB-15 Air Circuit Breaker

Req'd. Per Breaker	Description	Style Numbers	
		405D803G04-EO	21A9783G07
		405D803G06-MO	21A9783G09
		3 Pos.	1 Pos.

Pole Unit

3	Pole Unit (Complete).....	1529684	1529684
3	Moving Main Contact W/Shunt	1529196	1529196
3	Moving Arcing Contact	1529200②	1529200②
3	Operating Link	6C1093G01	6C1093G01
3	Stationary Upper Stud	1529195	1529195
3	Stationary Main and Arcing Contact	1529201	1529201
3	Opening Spring	1581787	1581787
6	Finger Clusters	1491905	1491905
3	Arc Chutes	1406222	1406222
3	Lower Stud	1735837	1735837
3	Pole Unit Base	1491764	1491764

Mechanism (Complete)

1	Electric Operated	420D494G02	420D493G02
1	Manual Operated	420D494G03①	420D493G04①

Mechanism (Parts)

1	Breaker Lever	1406241	1406241
1	Reset Spring	1529190	1529190
1	Roller Lever	1491454	1491454
1	Pawl	1406187	1406187
1	Pawl Spring	1529191	1529191
1	Pawl Pin	1802676	1802676
1	Tripping Lever	1572415	1572415
1	Trip Lever Spring	1735766	1735766
1	Tripping Spring	126A107H01	None
1	Closing Spring	125A871H04	125A871H04
1	Mechanism Shaft Assembly.....	Electric 307C736G03 Spring 307C736G04	307C736G01 307C736G02

Toggle Levers (Electric or Manual Operation – One or Three Position)

1	1st.....	405D799H09
1	2nd.....	1406238
1	3rd.....	1406237


Auxiliary Switches

1	Switch, 4 Pole D.O.	13B4492G06	13B4492G06
1	Switch, 8 Pole D.O.	13B4492G07	13B4492G07
1	Moving Secondary Contact (4P)	18B1225G09	18B1225G09
1	Breaker Operating Handle	302C425G02	302C425G02
1	Breaker Operating Handle (Rotary Close and Trip)		13B4832H04③


① Order Spring Operator Style Number 307C737G01.

② Order Special Hardware Material Number 70030ATJBM. (Two per pole)

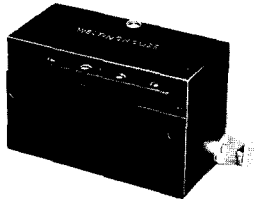
③ Include screw, style number 1406244.



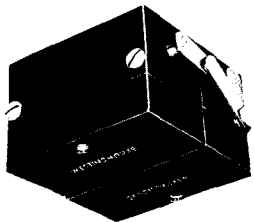
Pole Unit




Electrically Operated Mechanism



Typical Single Auxiliary Switch



Typical Double Auxiliary Switch




Moving Secondary Contact




Breaker Operating Handle



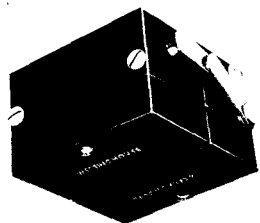
Renewal Parts for DB Circuit Breakers




Pole Unit



Typical Single Auxiliary Switch




Typical Double Auxiliary Switch



Secondary Contact



Breaker Operating Handle



Mechanism DB-25

DB-25 Air Circuit Breaker

Req'd. Per Breaker	Description	Style Numbers	
		405D804G05-EO	21A9784G07-EO
		405D804G07-MO	21A9784G09-MO
		3 Pos.	1 Pos.

Pole Unit

3	Pole Unit (Complete)	21A8826G01	1529382	1529382
3	Moving Main Contact W/Shunt.....	18A9894G03	1491414	1491414
3	Moving Arcing Contact	18A9894G01	1491412 ^②	1491412 ^②
3	Operating Link		1491410	1491410
3	Stationary Main Upper Stud.....	21A3598G01	1491419	1491419
3	Stationary Arcing Contact	21A3598G02	1491421	1491421
	Opening Spring (Post 1-1-56)		1809546	1809546
6	Finger Clusters.....		1491904	1491904
3	Arc Chutes.....		1491059	1491059
3	Lower Stud.....		1735836	1735836
3	Pole Unit Base.....		1809545	1809545

Mechanism (Complete)

1	Electric Operated.....	419D872G01	419D870G03
1	Manual Operated	419D872G03 ^①	419D870G04 ^①

Mechanism (Parts)

1	Breaker Lever.....	1491459	1491459
1	Reset Spring.....	13D6586H02	13D6586H02
1	Roller Spring	1491454	1491454
1	Pawl	1491442	1491442
1	Pawl Spring	1491450	1491450
1	Pawl Pin.....	1802680	1802680
1	Tripping Lever	1572414	1572414
1	Trip Lever Spring	1491445	1491445
1	Tripping Spring	126A107H03	None
1	Closing Spring.....	125A871H03	125A871H03
	Shaft.....	E.O. 419D396G03	
		M.O. 419D396G01	
1	Lift Link	419D396H01	419D396H01
1	Mechanism Shaft	E.O.	419D396G04
1	Mechanism Shaft	M.O.	419D396G02

Toggle Levers

1	1st	419D395H11	419D395H13
1	2nd	1491458	1491458
1	3rd.....	1491463	1491463

Auxiliary Switches

1	Switch, 4 Pole D.O.....	14B7132G06	14B7132G06
1	Switch, 8 Pole D.O.....	14B7132G07	14B7132G07
1	Secondary Contact (4P).....	18B1225G09	18B1225G09
1	Breaker Operating Handle	302C425G02	302C425G02
1	Breaker Operating Handle (Rotary Close and Trip)		13B4832H04

^① Order Spring Operator Style Number 307C752G01 in addition to mechanism.
^② Order Special Hardware Style Number 18A9894H17. (Two per pole)



Renewal Parts for DB Circuit Breakers

DB-50 Air Circuit Breaker

Req'd. Per Breaker	Description	Style Numbers	
		500F949G05-EO	418D903G02-EO
		500F949G07-MO	418D903G04-MO
		3 Pos.	1 Pos.

Pole Unit

3	Pole Unit (Complete)	28A2190G06	28A2190G06
6	Moving Main Contact W/Shunt	200B570G01 ^④	200B570G01 ^④
3	Moving Arcing Contact	309C855G01	309C855G01
3	Operating Link	1611758	1611758
3	Stationary Main Contact and Upper Stud	1611764	1611764
3	Stationary Arcing Contact	1611748	1611748
12	Auxiliary Contacts	28A1391H25	28A1391H25
6	Opening Spring	1584468	1584468
12	Main Contact Spring	1584469	1584469
6	Finger Clusters	679C711G08 ^①	679C711G08 ^①
3	Arc Chutes	1611017	1611017
3	Pole Unit Base	1611747	1611747

Mechanism (Complete)

1	Electric Operated	418D904G01	418D902G03
1	Manual Operated	418D623G01 ^③	418D622G03 ^③

Mechanism (Parts)

1	Breaker Lever	1589689	1589689
1	Roller Lever	1589692	1589692
1	Pawl	1589691	1589691
1	Pawl Spring	1584520	1584520
1	Pawl Pin	1589683	1589683
1	Tripping Lever (E.O.)	19B2408G03	19B2408G03
1	Tripping Lever (M.O.)	19B2408G05	19B2408G05
1	Trip Lever Spring	499A453H01 ^②	499A453H01 ^②
1	Tripping Spring	126A107H01	None
1	Closing Spring (E.O.)	125A874H01	125A874H01
1	Latch Segment	1589682	1589682
1	Mechanism Shaft	E.O. 418D482G05	418D482G06
1	Mechanism Shaft	M.O. 418D482G07	418D482G06

		E.O. Bkr 1P or 3P	M.O. Bkr 1P or 3P
--	--	----------------------	----------------------

Toggle Lever (1st)	308C399H01	309C114H01
(2nd)	1589676	1589676
(3rd)	1589677	1589677

Auxiliary Switches


1	Switch 4 Pole D.O.	20B8346G07	20B8346G07
1	Switch 8 Pole D.O.	20B8346G08	20B8346G08
1	Secondary Contact (4P)	18B1225G09	18B1225G09
1	Breaker Operating Handle	302C426G02	302C426G02

^① Stud modification required per 788A377 for all DB-50 breakers manufactured prior to August, 1953.


^② Breakers prior to August 1, 1961, order Style Number 300P220H01.

^③ Order Spring Operator, Style Number 418D481G01 in addition to mechanism.

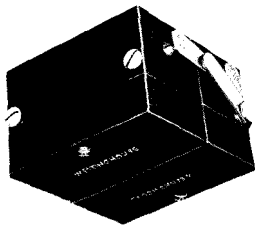
^④ Order Special Hardware Style Number 1611770. (Two per pole)




Pole Unit



Typical Single Auxiliary Switch



Typical Double Auxiliary Switch




Secondary Contact




Breaker Operating Handle


Renewal Parts for DB Circuit Breakers



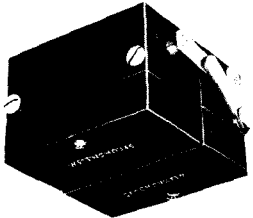
Pole Unit



Electrically Operated Mechanism



Typical Single Auxiliary Switch



Typical Double Auxiliary Switch



Secondary Contact

DB-75 Air Circuit Breakers


Req'd. Per Breaker	Description	Style Numbers	
		410D349G01	406D444G01
3 Pos.			1 Pos.
Pole Unit			
3	Pole Unit (Complete)	406D445G01	406D445G01
3	Moving Main Contact	406D443G01	406D443G01
3	Moving Arcing Contact	302C062G01 ^②	302C062G01 ^②
3	Operating Link	21C5415G03	21C5415G03
12	Upper Stationary Contact Fingers	1809167	1809167
12	Lower Stationary Contact Fingers	1799915	1799915
3	Stationary Arcing Contact	302C063G01	302C063G01
3	Upper Stud Assembly	406D445G02 ^①	406D445G02 ^①
3	Lower Stud Assembly	406D445G03 ^①	406D445G03 ^①
24	Hinge Contact Finger	1799912	1799912
12	Finger Clusters	679C711G08	679C711G08
3	Arc Chutes	405D389G04	405D389G04
3	Pole Unit Base	1799900	1799900
Mechanism (Complete)			
1	Electric Operated	410D348G02	44A9415G06
Mechanism (Parts)			
1	Breaker Lever	1799891	1799891
1	Roller Lever	1799887	1799887
1	Pawl	1589691	1589691
1	Pawl Spring	1584520	1584520
1	Pawl Pin	1802100	1802100
1	Lever Spring	1799968	1799968
1	Tripping Spring	126A107H01	None
1	Latch Segment	20B8584H04	20B8584H04
1	Mechanism Shaft	1799932	1799932
Toggle Levers			
1	1st	1589675	1589675
1	2nd	1799907	1799907
1	3rd	1799884	1799884
Auxiliary Switches			
1	Switch 4 Pole D.O.	20B8346G07	20B8346G07
1	Switch 8 Pole D.O.	20B8346G08	20B8346G08
1	Secondary Contact (4P)	18B1225G09	18B1225G09
1	Operating Handle	127A158H01	127A158H01

^① Special hardware Material Number 70100EGOCT and Style Number 70510CV10S (4 per pole).
^② Special hardware Material Number 70100CAOTE and Style Number 329P202H01 (2 per pole).

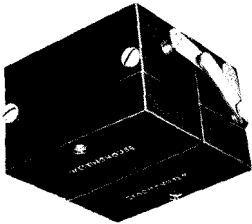


Renewal Parts for DB Circuit Breakers


DB-100 Air Circuit Breakers



Typical Single Auxiliary Switch



Typical Double Auxiliary Switch



Secondary Contact

Req'd. Per Breaker	Description	Style Numbers	
		410D350G01	406D245G01
		3 Pos.	1 Pos.
Pole Unit			
3	Pole Unit (Complete)	405D391G01	405D391G01
3	Moving Main Contact	405D390G01	405D390G01
3	Moving Arcing Contact	201B184G01 ^②	201B184G01 ^②
3	Operating Link	21C5415G03	21C5415G03
15	Upper Stationary Main Contacts	1809167	1809167
15	Lower Stationary Main Contacts	1799915	1799915
3	Stationary Arcing Contact	301C700G01	301C700G01
3	Upper Stud Assembly	40A8617G02 ^①	40A8617G02 ^①
3	Lower Stud Assembly	1809161 ^①	1809161 ^①
15	Opening Spring (Pre 1-1-56)	1802345	1802345
24	Hinge Contact Finger	1799912	1799912
12	Finger Clusters	679C711G03	679C711G03
3	Arc Chutes	405D389G04	405D389G04
3	Pole Unit Base	41A9226G04	41A9226G04
Mechanism (Complete)			
1	Electric Operated	410D348G03	44A9415G05
Mechanism (Parts)			
1	Breaker Lever	1799891	1799891
1	Roller Lever	1799887	1799887
1	Pawl	1589691	1589691
1	Pawl Spring	1584520	1584520
1	Pawl Pin	1802100	1802100
1	Tripping Lever Spring	1799968	1799968
1	Tripping Spring	126A107H01	None
1	Latch Segment	20B8584H04	20B8584H04
1	Mechanical Shaft	1799933	1799933
Toggle Levers			
1	1st	1589675	1589675
1	2nd	1799907	1799907
1	3rd	1799884	1799884
Auxiliary Switches			
1	Switch 4P (D.O.)	20B8346G07	20B8346G07
1	Switch 8P (D.O.)	20B8346G08	20B8346G08
1	Secondary Contact (4P)	18B1225G09	18B1225G09
1	Operating Handle	127A158H01	127A158H01

① Special hardware Material Number 70100EGOCT and Style Number 70510CV10S (4 per pole).
② Special hardware Material Number 70100CAOTE and Style Number 329P202H01 (2 per pole).



Renewal Parts for DB Circuit Breakers


Component Parts and Auxiliaries

Closing Coils

Breaker Type	Style Numbers				
	440 V Ac	220 V Ac	115 V Ac	125 V Dc	250 V Dc
DB-15 Key Drawing 30A4319	300P516G01 L-547213	300P747G01 L-622164	300P748G01 L-622165	1529691 L-479318	1535307 L-480013
DB-25 Key Drawing 30A4320	300P167G01 L-517357	300P166G01 L-517358	1529458 L-479373 ^①	1529458 L-479373	1718045 L-501396
DB-50 Key Drawing 549F501	1736187 L-517248 ^③	1615364 L-501096 ^②	1736658 L-517291 ^④	300P606G01 L-547184	1718483 L-517222
DB-75 Key Drawing 405D572	300P834G01 L-622348 ^③	300P268G01 L-547145 ^②	1809520 L-517628 ^⑤	1809520 L-517628	300P268G01 L-547145
DB-100 Key Drawing 405D794	300P834G01 L-622348 ^③	300P268G01 L-547145 ^②	1809520 L-517628 ^⑤	1809520 L-517628	300P268G01 L-547145

- ① Use with Rectifier Style Number 685C694G01.
- ② Use with Rectifier Style Number 685C694G02.
- ③ Use with Rectifier Style Number 685C694G03.
- ④ Use with Rectifier Style Number 685C694G04.
- ⑤ Use with Rectifier Style Number 685C694G05.

X Relays (Complete)



Breaker Type	Style Numbers				
	115 V Ac, 60 Hz	220 V Ac, 60 Hz	440 V Ac, 60 Hz	125 V Dc	250 V Dc
DB-15	33A2746G34	33A2746G35	33A2746G36	33A2746G32	33A2746G33
DB-25	Same as DB-15 Above				
DB-50	For use with Std. Burden Coils 33A2746G34	For use with Std. Burden Coils 33A2746G35	For use with Std. Burden Coils 33A2746G36	For use with Std. Burden Coils 33A2746G32	For use with Std. Burden Coils 33A2746G33
	60A1412G27 ^⑥	60A1412G28 ^⑥	60A1412G29 ^⑥	1802990 ^⑥	1802991 ^⑥
DB-75	Same as DB-50 Above				
DB-100	Same as DB-50 Above				

Cover for all X-Relays Style Number 1491301
 X-Relay Blowout Coils Style Number 1589340
 Contacts for X Relays
 Style Number 1491294: Right Hand Stationary Contact
 Style Number 1491295: Moving Contacts
 Style Number 23A3609G17 — Left Hand Stationary Contact


- ⑥ For use with heavy duty burden coils.



Renewal Parts for DB Circuit Breakers

Component Parts and Auxiliaries

Shunt Trip Devices



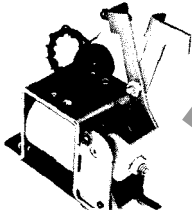
Breaker Type	Style Number	
	Voltages	
	48V DC/120V AC	125V DC/240V AC and Capacitor Trip
DB-15	1491361	1491362
DB-25	1491361	1491362
DB-50	309C012G12	309C012G13
DB-75	309C851G12	309C851G13
DB-100	309C851G12	309C851G13

Shunt Trip Coils



Breaker Type	Style Numbers			
	115 V Ac, 60 Hz	220 V Ac, 60 Hz	125 V Dc	250 V Dc
DB-15	1574 583 L-484302	1491403 L-479321	1491403 L-479321	1491404 L-479322
DB-25	1574 583 L-484302	1491403 L-479321	1491403 L-479321	1491404 L-479322
DB-50	677C903G06	677C903G07	677C903G07	1491404 L-479322
DB-75	1574583 L-484302	1491403 L-479321	1491403 L-479321	1491404 L-479322
DB-100	677C903G05	1491403 L-479321	1491403 L-479321	1491404 L-479322

Undervoltage Trip Devices



Breaker Type	Style Numbers (Complete Assembly)		
	Voltages		
	48 V Dc	125 V Dc	120 V Ac
DB-15		23A9019G31	23A9019G33
DB-25		23A9019G31	23A9019G33
DB-50	23A9019G75	23A9019G61	23A9019G63
DB-75		23A9019G68	23A9019G70
DB-100		23A9019G68	23A9019G70

Undervoltage Trip Device Coils


Voltages	Style Numbers
120 Ac	1491403
220 Ac/48 Dc	1491404
250 Dc	1529248
125 Dc/440 Ac	1611027

Note: All style numbers shown are for undervoltages with instantaneous trip. For time delay trip, order part No. 1533717 in addition to the above styles.




Renewal Parts for DB Circuit Breakers


Cell Parts for DB Breakers




DB-50 Molded Contact Base



DB-75 Molded Contact Base



DB-50 Main Contact



DB-75 Contact Spacer



DB-15 Secondary Contact

Cell Parts and Style Numbers

Breaker Type	Style Numbers				
	Molded Contact Base	Main Contact	Secondary Contact	3 Position Accessories	1 Position Accessories
DB-15	1615701 25B3581G01	1615590	18B1225G10	Lev. Device 301C730G01 Ext. Rails L.H. 1574667 R.H. 1547668	—
DB-25	1615701	1615590	18B1225G10	Same as Above	Lev. Device 301C730G02 Ext. Rails LH 1574667 RH 1574668
DB-50	1611881 21B4308G01	1611882	18B1225G10	Lev. Device 1615470 Ext. Rails LH 301C797G01 RH 301C797G02	Lev. Device 1615470 Ext. Rails LH 1615468 RH 1615469
DB-75	1810282 45A6507H01	Contact 1810289 12 per Bkr. Spacer 1810291 6 per Bkr. Spacer 29D0888H44 24 per Bkr.	18B1225G10	Lev. Crank 303C008G02	Lev. Crank 300C334G01
DB-100	1810282	Contact 1810290 12 per Bkr. Spacer 1810291 6 per Bkr. Spacer 29D0888H44 24 per Bkr.	18B1225G10	Lev. Crank 303C008G02	Lev. Crank 300C334G01



Renewal Parts for DBF Circuit Breakers

DBF-6 Air Circuit Breaker

Req'd. per Bkr.	Description	Style Number
		405D804G08 - MO
		405D804G09 - EO
		3 - Position

Pole Unit

2	Pole Unit	21A8826G10
2	Moving Main Contact Assy.	18A9894G10
2	Moving Arcing Contact	302C137G01
2	Operating Link	1491410
2	Sta. Main Contact & Upper Stud	1491419
2	Sta. Arcing Contact	302C137G02
2	Opening Spring	1809546
4	Finger Clusters	1491904
2	Arc Chutes	406D675G01
1	Field Discharge Switch	1529503
2	Moving Contact Arm w/Shunt	1491414
2	Lower Stud	1735836
1	Cross Bar	1491394
2	Base	1809545

Mechanism (Complete)

1	Electric Operated	419D872G01
1	Manual Operated	419D872G03
1	Spring Operator	307C752G01
1	Breaker Lever	1491459
1	Roller Lever	1491454
1	Pawl	1491442
1	Pawl Spring	1491450
1	Pawl Pin	1802680
1	Tripping Lever	1572414
1	Trip Lever Spring	1491445
1	Tripping Spring	126A107H03
1	Closing Spring (E.O.)	125A871H03
1	Mech. Shaft M.O.	419D396G01
1	Mech. Shaft E.O.	419D396G03

Auxiliary Switches

1	Switch 4P (D.O.)	14B7132G06
1	Cover	302C225H02
1	Secondary Contact (4P)	18B1225G09
1	Bkr. Operating Handle (E.O.)	302C425G02

Field Discharge Switch Renewal Parts

Switch Type	Description	Style Number
	Base	1809545
	Arc Chute	1491059
	Upper Stud	1574542
	Lower Stud	1574543
DBF-6	Contact Arm and Shunt	21B4789G02
	Operating Link	1574548
	Stationary Arcing Tip	1581766
	Finger Cluster	1491905
	Base	1574537
	Arc Chute	1491059
	Upper Stud	1574540
	Lower Stud	1574541
DBF-16	Contact Arm and Shunt	1574554
	Operating Link	1611758
	Stationary Arcing Tip	1581766
	Finger Cluster	1491905

DBF-16 Air Circuit Breaker

Req'd. per Bkr.	Description	Style Number
		500F949G08 (D.O.)
		418D903G05 (Fixed)
		3 - Position

Pole Unit

2	Pole Unit	28A2190G07
4	Moving Main Contact Assy	200B570G01
2	Moving Arcing Contact	309C855G02
2	Operating Link	1611758
2	Sta. Main Contact & Upper Stud	302C720G01
2	Sta. Arcing Contact	1611748
8	Auxiliary Contact	28A1391H25
4	Opening Spring	1584468
8	Main Contact Spring	1584469
6	Finger Clusters	679C711G08
2	Arc Chutes	41A9222G01
1	Field Discharge Switch	1589305
		(32A5627G01)
2	Hinge	302C720H06
4	Shunt	1611750
2	Moving Contact Arm	1611756
2	Lower Stud	1611767
1	Cross Bar	506B425H01
1	Base	1611747

Mechanism (Complete)

1	Electric (D.O.)	418D904G01	
1	Electric Operated (Fixed)	418D902G03	
1	Breaker Lever	1589689	
1	Roller Lever	1589692	
1	Pawl	1589691	
1	Pawl Spring	1584520	
1	Pawl Pin	1589683	
1	Tripping Lever	19B2408G03	
1	Trip Lever Spring	499A453H01	
1	Tripping Spring	125A874H01	
1	Closing Spring (D.O.)	126A107H01	
1	Closing Spring (Fixed)	22D8746H12	
1	Latch	1589682	
1	Mechanism Shaft (3P)	418D482G05	
		(1P)	418D482G06

Auxiliary Switches

1	Switch 4P (D.O.)	20B8346G07
1	Switch 8P	20B8346G08
1	Cover	302C225H02
1	Secondary Contact (4P)	18B1225G09
1	Bkr. Operating Handle	302C426G02



Renewal Parts for DBF Circuit Breakers

DBF-40 Air Circuit Breaker

Req'd. per Bkr.	Description	Style Number
		47A6548G02/G03 D.O.
		47A6548G01 Fixed
		1/3 Pos., Fixed

Pole Unit

2	Pole Unit	405D391G03
2	Lower Stud	1809161
10	Main Sta. Cont. Fingers (Bot.)	1799915
10	Main Fingers Spring	1802345
20	Hinge Contact Finger	1799912
10	Hinge Finger Spring	1802356
3	Operating Link	21C5415G03
10	Main Sta. Cont. Fingers (Top)	1809167
2	Base	30B9354H01
2	Sta. Arcing Cont.	302C063G03
2	Upper Stud	303C710H05
2	Main Moving Cont. Arm	303C710H01
2	Moving Arcing Cont.	506B431G01
8	Finger Cluster	679C711G03
2	Arc Chute	47A1626G02
1	Field Discharge Switch	60A4977G01
1	Cross Bar	47A1625H02

Mechanism (Complete)

1	1 Pos/3 Pos Drawout	410D348G03
1	Fixed	44A9415G05
1	Breaker Lever	1799891
1	Roller Latch Assy.	1799887
1	Pawl	1589691
1	Pawl Spring	1584520
1	Tripping Lever (D.O.)	418D624H01
1	Tripping Lever (Fixed)	418D624H02
1	Trip Lever Spring	1799968
1	Tripping Spring (D.O.)	126A107H01
1	Close Spring (D.O.)	300P389H01
1	Latch	20B8584H04
2	Pawl Pin	1802100
1	Mechanism Shaft (1P or 3P)	1799933

Accessories

1	Switch 4P (D.O.)	20B8346G07
1	Switch 4P (Fixed)	20B8346G10
1	Switch 8P (D.O.)	20B8346G08
1	Switch 8P (Fixed)	20B8346G11
1	Cover	302C225H02
1	Secondary Contacts (4P)	18B1225G09
1	Operating Handle	127A158H01

Field Discharge Switch Renewal Parts

Switch Type	Description	Style Number
DBF-40	Base	63A4956H01
	Upper Stud	682C131G02
	Lower Stud	14C2994H03
	Contact Arm and Shunt	1491414
	Operating Link	21C5415G03
	Finger Cluster	1491904
	Arc Contact Assembly	18A984G07
	Arc Chute	63A4956H08



Renewal Parts for DB and DBL Circuit Breakers

Amptector Retrofit Kits

Breaker Type	Amptector Type IA ^②	Sensor Tabs	Amptector IA Kit Style ^{① ④}	Amptector IIA Kit Style ^{① ②}	Amptector IA Kit Style ^{① ③}
DB-15	LIG	100 to 225 Amperes	8184A50G01	8184A50G31	8184A50G61
	LSG	100 to 225 Amperes	8184A50G02	8184A50G32	8184A50G62
	LSIG	100 to 225 Amperes	8184A50G03	8184A50G33	8184A50G63
DB-25	LIG	100 Amperes	8184A50G04	8184A50G34	8184A50G64
	LSG	100 Amperes	8184A50G05	8184A50G35	8184A50G65
	LSIG	100 Amperes	8184A50G06	8184A50G36	8184A50G66
DB-25	LIG	200 to 600 Amperes	8184A50G07	8184A50G37	8184A50G67
	LSG	200 to 600 Amperes	8184A50G08	8184A50G38	8184A50G68
	LSIG	200 to 600 Amperes	8184A50G09	8184A50G39	8184A50G69
DB-50	LIG	200 Amperes	8184A50G10	8184A50G40	8184A50G70
	LSG	200 Amperes	8184A50G11	8184A50G41	8184A50G71
	LSIG	200 Amperes	8184A50G12	8184A50G42	8184A50G72
DB-50	LIG	400 to 1600 Amperes	8184A50G13	8184A50G43	8184A50G73
	LSG	400 to 1600 Amperes	8184A50G14	8184A50G44	8184A50G74
	LSIG	400 to 1600 Amperes	8184A50G15	8184A50G45	8184A50G75
DB-75	LIG	2000 to 3000 Amperes	8184A50G16	8184A50G46	8184A50G76
	LSG	2000 to 3000 Amperes	8184A50G17	8184A50G47	8184A50G77
	LSIG	2000 to 3000 Amperes	8184A50G18	8184A50G48	8184A50G78
DB-100	LIG	4000 Amperes	8184A50G19	8184A50G49	8184A50G79
	LSG	4000 Amperes	8184A50G20	8184A50G50	8184A50G80
	LSIG	4000 Amperes	8184A50G21	8184A50G51	8184A50G81

① Standard Kit includes 3 Sensors.

② Amptector IIA trip characteristics same as for Amptector IA except ground "G" and indicators are omitted.

③ Amptectors include indicators. Ground "G" is omitted.

④ Amptectors include both ground "G" and indicators.

⑤ Amptector Test Kits for checking Field Recalibration Style Number 140D481G02

⑥ SR = Single Ratio, MR = Multi Ratio.

Sensor Data

Breaker Type	Sensor Style Number	Available Currents ^⑥
DB-15	1789C48G43	100, 150, 225 Amperes (MR)
DB-25	8184A41H01	100 Amperes (SR)
DB-25	8184A39H01	200, 300, 400, 500, 600 Amperes (MR)
DB-50	8184A45H01	200 Amperes (SR)
DB-50	8184A38H01	400, 600, 800, 1000, 1200, 1600 Amperes (MR)
DB-75	8184A43H01	2000, 2500, 3000 Amperes (MR)
DB-100	8184A44H01	4000 Amperes (SR)

Actuators

Breaker Type	Style Number	Amptectors		
		Type	Style Number	Type IIA Without Ind. or Ground
DB-15	692C703G01		Type IA With Ind. and Ground	Type IA With Ind.
DB-25	692C704G01	LI	6998D02G02	6998D22G01
DB-50	692C705G01	LS	6998D02G04	6998D22G03
DB-75	692C706G01	LSI	6998D02G05	6998D22G06
DB-100	692C706G01			



Renewal Parts for DB, DBL and DBF Circuit Breakers

www.ElectricalPartManuals.com

Renewal Parts for DB, DBL and DBF Circuit Breakers

www.ElectricalPartManuals.com



Renewal Parts for DB, DBL and DBF Circuit Breakers

Cutler-Hammer
Power Breaker Center
310 Maxwell Avenue
Greenwood, SC 29646
1-877-276-9379