



PUSHMATIC® NORMAL-DUTY PANELBOARDS

SELECTION, APPLICATION, PRICING

PUSHMATIC BOLTED — ASSEMBLED (Breakers Installed)

200 AMPERE MAINS

240 VOLTS AC 100A MAX. BRANCH

PANELBOARDS: Listed by Underwriters' Laboratories, Inc., under "Panelboards" File #E2269. Meet Federal Specification W-P-115a dated January 7, 1963, for Type I, Class 1.

SERVICE: 240 VOLT AC Maximum. 1 Phase, 2 Wire; 1 Phase, 3 Wire; 3 Phase, 3 Wire; or 3 Phase, 4 Wire.

MAINS: Main Lug Panels

Panel Type	Rating Amperes	Connectors Suitable for Cu or Al
PDB	100	1—#14-#1/0 Awg
P2B, P3B	100 200	1—#14-#1/0 Awg 1—#6 Awg-250 MCM


Main Breaker Panels

Rating Amperes	Breaker Frame	Connectors Suitable for Cu or Al
50, 100	E	1—#14-#1/0 Awg
200	QJ	1—#4 Awg-300 MCM

BRANCH BREAKERS: Pushmatic, 15-50 amperes 1 pole and 15-100 amperes 2 pole, rated 5000 amperes symmetrical Interrupting Capacity. Breakers with 10,000 amperes symmetrical Interrupting Capacity are available on special order. Meet Federal Specifications W-P-131a, Class A or B, and W-C-375a, Class 1a.

BOXES: PDB—12 1/2" Wide, 4 1/4" Deep.
P2B, P3B—20" Wide, 5 3/4" Deep.

GUTTERS: PDB—4" Top, Bottom and Sides.
P2B—4 1/2" Top and Bottom, 4" Sides.
P3B—6" Top and Bottom, 4" Sides.



SEE REVERSE SIDE FOR SELECTION DATA



PUSHMATIC® NORMAL-DUTY PANELBOARDS

SELECTION, APPLICATION, PRICING

PUSHMATIC BOLTED — ASSEMBLED (Breakers Installed), 200A MAINS MAX.

1 PHASE, 3 WIRE SN

120/240 VOLT AC

Type (Arrangement)	Mains Rating Amperes	Max. Number Poles (15-50A)	Cat. No. Add Suffix S-Surface F-Flush	List Price	Ship. Wgt. Lb./Std. Pkg. of 1	Box Height Inches				
MAIN LUG PANELS										
PDB (2 Row)	100	12	PDB12-3L	\$149.	35	25				
		14	PDB14-3L	162.						
		16	PDB16-3L	175.						
		18	PDB18-3L	188.						
P2B (4 Row)	200	20	PDB20-3L	201.	77	26				
		22	P2B22-3L	214.						
		24	P2B24-3L	227.						
		26	P2B26-3L	247.						
		28	P2B28-3L	260.						
		30	P2B30-3L	273.						
		32	P2B32-3L	286.						
		34	P2B34-3L	300.						
P2B (4 Row)	200	36	P2B36-3L	312.	95	32				
		38	P2B38-3L	326.						
		40*	P2B40-3L	336.						
		MAIN BREAKER PANELS—2 POLE								
		PDB (2 Row)	100	12			PDB12-3AB	207.	50	30
				14			PDB14-3AB	220.		
16	PDB16-3AB			233.						
18	PDB18-3AB			246.						
P2B (4 Row)	200	20	PDB20-3AB	260.	113	38				
		22	P2B22-3AB	453.						
		24	P2B24-3AB	467.						
		26	P2B26-3AB	480.						
		28	P2B28-3AB	493.						
		30	P2B30-3AB	505.						
		32	P2B32-3AB	518.						
		34	P2B34-3AB	532.						
P2B (4 Row)	200	36	P2B36-3AB	545.	138	44				
		38	P2B38-3AB	557.						
		40*	P2B40-3AB	570.						

3 PHASE, 4 WIRE SN

120/208 VOLT AC

Type (Arrangement)	Mains Rating Amperes	Max. Number Poles (15-50A)	Cat. No. Add Suffix S-Surface F-Flush	List Price	Ship. Wgt. Lb./Std. Pkg. of 1	Box Height Inches
MAIN LUG PANELS						
PDB (2 Row)	100	12	PDB12-4L	\$160.	35	25
		14	PDB14-4L	181.		
		16	PDB16-4L	186.		
		18	PDB18-4L	199.		
P2B (4 Row)	100	20	PDB20-4L	212.	77	26
		22	P2B22-4L	226.		
		24	P2B24-4L	236.		
		26	P2B26-4L	250.		
P2B (4 Row)	100	28	P2B28-4L	264.	78	26
		12	P3B12-4L	160.		
		15	P3B15-4L	179.		
		18	P3B18-4L	199.		
P3B (3 Row)	100	21	P3B21-4L	218.	75	26
		24	P3B24-4L	238.		
		27	P3B27-4L	257.		
		30	P3B30-4L	276.		
P2B (4 Row)	200	30	P2B30-4L	276.	94	32
		32	P2B32-4L	295.		
		34	P2B34-4L	310.		
		36	P2B36-4L	322.		
		38	P2B38-4L	336.		
		40*	P2B40-4L	350.		
		33	P3B33-4L	304.		
		36	P3B36-4L	323.		
39	P3B39-4L	340.				
42	P3B42-4L	362.				
33	P3B33-4L	304.	116	38		
36	P3B36-4L	323.	117			
39	P3B39-4L	340.	117			
42	P3B42-4L	362.	118			
MAIN BREAKER PANELS—3 POLE						
PDB (2 Row)	50	12	PDB12-4AB	220.	52	30
		14	PDB14-4AB	233.		
P3B (3 Row)	50	12	P3B12-4AB	220.	106	38
		15	P3B15-4AB	240.		
PDB (2 Row)	100	16	PDB16-4AB	268.	57	34
		18	PDB18-4AB	281.		
		20	PDB20-4AB	294.		
		22	P2B22-4AB	306.		
P2B (4 Row)	100	24	P2B24-4AB	320.	107	38
		26	P2B26-4AB	333.		
		28	P2B28-4AB	346.		
		30	P2B30-4AB	358.		
P3B (3 Row)	100	18	P3B18-4AB	281.	107	38
		21	P3B21-4AB	300.		
		24	P3B24-4AB	320.		
		27	P3B27-4AB	340.		
P2B (4 Row)	200	30	P3B30-4AB	358.	133	44
		32	P2B32-4AB	587.		
		34	P2B34-4AB	600.		
		36	P2B36-4AB	613.		
P3B (3 Row)	200	38	P2B38-4AB	626.	141	44
		40*	P2B40-4AB	640.		
		33	P3B33-4AB	594.		
		36	P3B36-4AB	613.		
P3B (3 Row)	200	39	P3B39-4AB	633.	162	50
		42	P3B42-4AB	653.		
		39	P3B39-4AB	633.		
		42	P3B42-4AB	653.		

* 42-circuit P2B panels are available on special order. Add \$13. to List Price of 40-circuit panel.

Ambient Temperature Compensated Pushmatic—(15-50A 1-Pole Only)— Available in place of standard Duo-Guard (Ultra-Magnetic) Type Pushmatic Breakers. Add \$.90 List Price per pole.

Space Only or Provision for Future Breakers—Figure Panel on the basis of total Branch Breakers, including Futures, and deduct \$3.00 for each 1-Pole Breaker omitted.

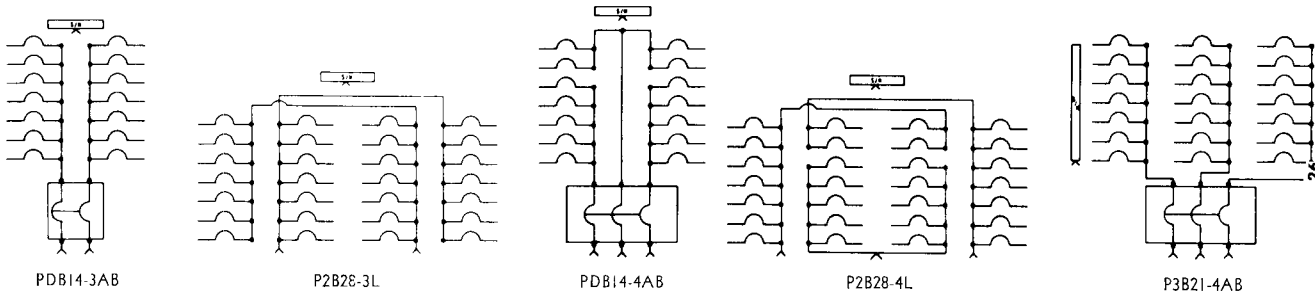
2 Pole Common Trip Pushmatic Breakers Included: PDB; P2B—For each substitution of a 2-Pole, Common-Trip Pushmatic for two 1-Pole Breakers, add \$1.15.

P3B—Figure as Sub-Feeds from table—Section 4.9.2, page 2.

For Narrow (Column) Width Panels—Section 4.1.14.

For Modifications, Additions—See pages 103-105.

TYPICAL WIRING DIAGRAMS





PUSHMATIC® NORMAL-DUTY PANELBOARDS

SELECTION, APPLICATION, PRICING

P4-TYPE PUSHMATIC BOLTED — ASSEMBLED (Breakers Installed)

200 AMPERE MAINS

240 VOLTS AC 100A MAX. BRANCH

PANELBOARDS: Listed by Underwriters' Laboratories, Inc., under "Panelboards" File #E2269. Meet Federal Specification W-P-115a dated January 7, 1963, for Type I, Class 1.

SERVICE: 240 VOLT AC Maximum. 3 Phase, 3 Wire; or 3 Phase, 4 Wire.

MAINS: Main Lug Panelboards

Panel Type	Rating Amperes	Connectors Suitable for Cu or Al
P4B	100	1—#14-#1/0 Awg
	200	1—#6 Awg-250 MCM


Main Breaker Panelboards

Rating Amperes	Breaker Frame	Connectors Suitable for Cu or Al
50, 100 200	Pushmatic QJ	1—#14-#1/0 Awg 1—#4 Awg-300 MCM

BRANCH BREAKERS: Pushmatic, 15-50 ampere, 1 pole, rated 5000 amperes symmetrical Interrupting Capacity; 15-100 ampere, 2- and 3-pole P4 type rated 10,000 amperes symmetrical Interrupting Capacity. Meet Federal Specifications W-P-115a, Class A or B, and W-C-375a, Class 1a.

BOXES: 20" Wide, 5 3/4" Deep.

GUTTERS: 5" Top and Bottom, 6 1/2" Sides.



SEE REVERSE SIDE FOR SELECTION DATA



PUSHMATIC® NORMAL-DUTY PANELBOARDS

SELECTION, APPLICATION, PRICING

P4-TYPE PUSHMATIC BOLTED—ASSEMBLED (Breakers Installed), 200A MAINS MAX.

3 PHASE, 4 WIRE SN

120/208 VOLT AC

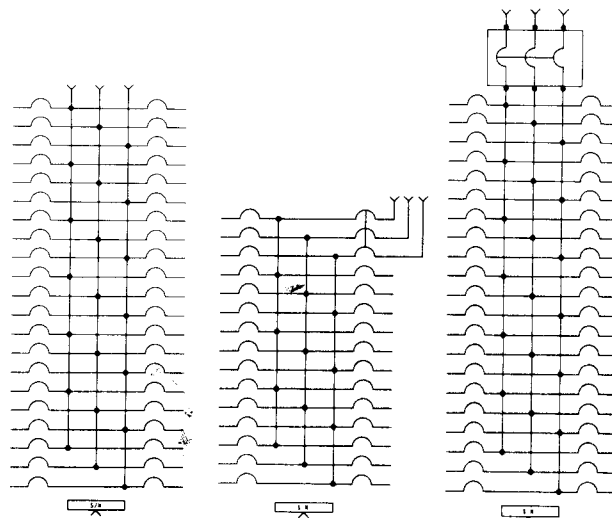
Mains Rating Ampere	Number of Poles	Catalog No.	List Price†	Shipping Weight	Box Height Inches	
MAIN LUG PANELS						
100	8	P4B08-4L	\$134.	72	26	
	10	P4B10-4L	147.	73		
	12	P4B12-4L	160.	74		
	29	14	P4B14-4L	173.	75	
		16	P4B16-4L	186.	82	
		18	P4B18-4L	199.	83	
		38	20	P4B20-4L	212.	100
			22	P4B22-4L	224.	101
			24	P4B24-4L	238.	102
	200	26	P4B26-4L	250.	110	38
		28	P4B28-4L	264.	111	
		30	P4B30-4L	276.	112	
47		32	P4B32-4L	297.	156	
		34	P4B34-4L	310.	157	
		36	P4B36-4L	323.	158	
		56	38	P4B38-4L	337.	159
			40	P4B40-4L	349.	160
			42	P4B42-4L	362.	162
MAIN BREAKER PANELS—3 POLE						
50		8	P4B08-4PM	194.	116	26
		10	P4B10-4PM	207.	117	
	29	12	P4B12-4PM	220.	118	
		14	P4B14-4PM	233.	119	
100	16	P4B16-4PM	266.	120	35	
	18	P4B18-4PM	280.	121		
	20	P4B20-4PM	294.	122		
	38	22	P4B22-4PM	307.	140	
		24	P4B24-4PM	320.	140	
		26	P4B26-4PM	332.	141	
	47	28	P4B28-4PM	346.	142	
		30	P4B30-4PM	358.	143	
		56	32	P4B32-4AB	587.	167
			34	P4B34-4AB	600.	168
36	P4B36-4AB		613.	169		
56	38		P4B38-4AB	625.	170	
	40		P4B40-4AB	640.	171	
	42		P4B42-4AB	652.	172	

† Includes 15-ampere, 1-pole breakers unless otherwise specified.
 Space Only—Use price for panelboard having required number of poles, including spaces, and deduct \$3.00 List for each 1-pole breaker omitted.
 To Omit Neutral—Deduct \$12.00 List.
 Addition for 2- and 3-Pole Branch Breakers—Convert requirements to equivalent number of 1-pole breakers. Price from tables above. Then add Price Additions from table below.

Rating Amperes	120/240 V AC 2 Pole	240 V AC	
		2 Pole†	3 Pole
15-50	\$ 1.	\$15.	\$16.
70	9.	15.	24.
90-100	15.	16.	29.

† Suitable for 3-phase, 3-wire systems.

TYPICAL WIRING DIAGRAMS



P4B42-4L

P4B24-4PM

P4B42-4AB