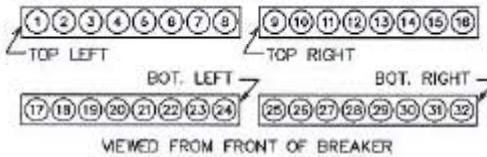


ONLY THE 3RD CONT FROM EACH END OF ANY STA SEC CONT BLK CAN BE SPLIT (TEST & CONT)

EQUIP. SHOWN OUTSIDE OF BKR BROWN LINE OUTLINE ON SCHEMES, IS NOT SUP. W/BKR

DIAGRAM DETAILS ARE SHOWN F.V. FOR DRAWOUT BKRS. FOR FIXED BKRS USE CORRESPONDING T. BLK POINTS INSTEAD OF DRAWOUT SECONDARY CONTACTS.

SEC CONT WIRE COLOR CODING-FOR REF ONLY



LEGEND
AMPT = AMPLECTOR, SOL-STATE CONT
ACTR = ACTUATOR, SOL-STATE BKR TR
HLS = HIGH LOAD SWITCH
LCS = LATCH CHECK SWITCH
LO = LOCK OUT
LS = UNIT SW FOR CLOSING SPR
MOT = MOTOR FOR SPR CHARGING
OTS = OVERCURRENT TRIP SWITCH
PB = PUSHBUTTON
SEN = SENSOR
SH TR = SHUNT TRIP
SR = SPRING RELEASE
UY = UNDERVOLTAGE
Y = ANTI-PUMP RELAY

OPERATION OF PWR OPER. MECH. STD. (REFER TO FIG. 8A)

- 1 - WHEN BKR OPENS MOT IS ENERGIZED THRU LS & "b" CONT
2 - MOT RUNS & CHARGES CLRG
3 - WHEN CL SPG ARE FULLY CHARGED LS CONTACTS REVERSE
4 - CLOSING GS-D CONT ENERGIZES SB COIL THRU Y, LS & "b" CONT
5 - WHEN BKR CLOSSES "b" OPENS & Y COIL IS ENERG. IN SER WITH SR COIL
6 - Y COIL OPENS TO OPEN SR COIL CKT & PREVENT PUMPING SHOULD BKR OPEN WHILE GS-C IS HELD CLOSED. Y COIL HAS VERY LOW DROP OUT VOLTAGE.

SPECIAL (FIG. 7A)

SAME AS FOR STD ABOVE EXCEPT MOTOR RUNNING DEPENDS ONLY ON LS CONTACT

Table with 3 columns: L, EQUIPMENT, SH. Lists various components like LEGEND, SERIES TRIP, ELEC. SPRING REL, SHUNT TRIP, ELEC. LO (MO BKR), UNDERVOLTAGE, GC TR SW (OTS), BLANK, PWR OPR MECH. STD, PWR OPR MECH. SPL, AUX SW 1, AUX SW 2, AUX CT FOR GRD EL, MISC, SERIES TR AMPT II, OEM SPECIAL, RMS DIGITRIP, SCHEMATIC T500, SCHEMATIC T600, SCHEMATIC T700&T800, SCHEMATIC 8100, SUB NOTES.

NOTES:

- 1. TABULATION ON LH SIDE OF EACH FIG. IS LOCATION CODE FOR WIRING HARNESS.
2. A NUMERAL IS ADDED TO CERTAIN FIG. NO. ON THE BKR NP TO INDICATE COIL VOLTAGE AS FOLLOWS: 1, 2, 3 & 4 = 24, 48, 125 & 250V DC RESP; 5, 6, 7 & 8 = 115, 208/230, 460 & 208V ONLY, AC RESP; 9 = ANY OTHER VOLT (32V DC, ETC.) MAN. OPR BKR WITH SHUNT TRIP & CAP DEV WILL HAVE DIAG CODE 3BC

NEXT ASSY
ENG REF 800A600
1A33600
SEE SEPERATE PL
PL 508B508

Table with 9 columns: IT., REVISION, and revision numbers 1-9 with corresponding revision numbers and descriptions.

Technical specifications and drawing information including dimensions in inches, material specifications, and drawing details.

Company information for Eaton Corporation, Cutler-Hammer Technology and Quality Center, Pittsburgh, PA, including product code 508B508 and sheet number 1 of 23.

www.ElectricalPart.com

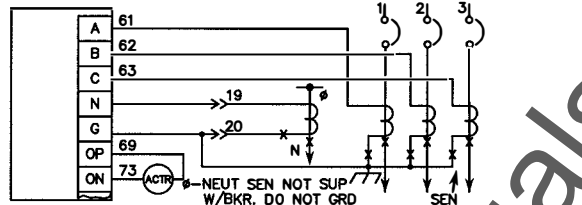
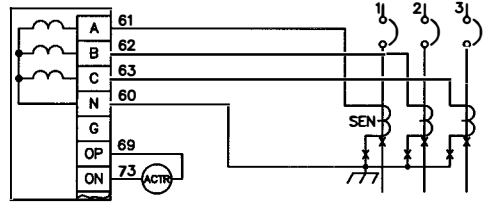
4

3

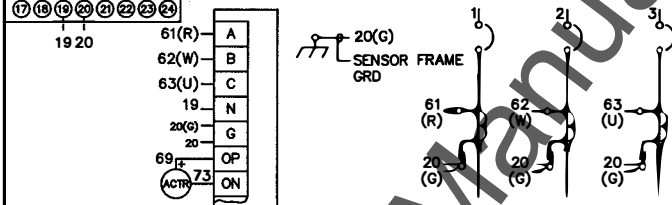
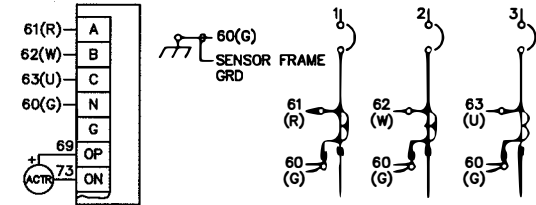
DWG. NO. 508B508

SHEET 2 REV. 9

1



B

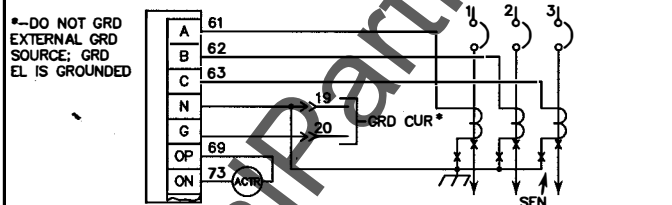
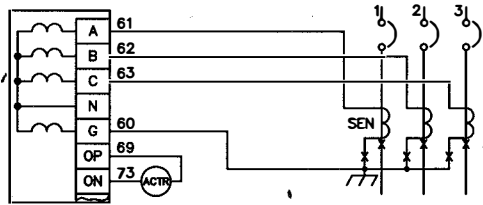


STD SERIES TRIP (NO GRD)

2A

SER TRIP W/GRD, W/NEUT CONN

2C



*-DO NOT GRD EXTERNAL GRD SOURCE; GRD EL IS GROUNDED

A

SER TRIP W/GRD, NO NEUT CONN

2B

SER TRIP W/GRD, EXT GRD CUR

2D

1	2	3	4	5	6	7	8	9
REVISION								
RN-BE620	TQ011789	TQ011080	TQ042790	TQ123190	TQ100592	TQ011294	TQ030794	TQ010496

ALL REV. NOTES LISTED ON SHEET 22 ALL OTHER SHEETS LIST REV. NO. ONLY

UNLESS OTHERWISE SPECIFIED DIMENSIONS IN INCHES TWO PLACE DEC. THREE PLACE DEC. ANGLES ONE PLACE TWO PLACE ALL VOLTAGE RESISTANCE AMPERE FORCE SPEED TIME TEMPERATURE

DIFFER. AGLIETTI APPD. MCGUFFIE APPD. BJUDOL. ENG. REF. 800A600, 1A33600 NEXT REF. TOOL REF. DSPEC.

DATE 1-17-89 DATE DATE DATE

THE INFORMATION ON THIS DRAWING IS THE PROPERTY OF EATON CORPORATION. IT IS DISCLOSED IN CONFIDENCE AND IS NOT TO BE REPRODUCED, USED OR DISCLOSED EXCEPT FOR THE PURPOSE FOR WHICH FURNISHED.



CUTLER-HAMMER TECHNOLOGY AND QUALITY CENTER PITTSBURGH, PA.

TITLE DS CIRCUIT BREAKER SERIES TRIP, 3P DIGITRIP AMPT. 1 & AMPT. II

SIZE B CAD DIRECTORY MANAGED BY CMS DWG. NO. 508B508

SCALE 1=1 PARTS LIST 508B508 PRODUCT CODE 666X SHEET NO. 2 of 23

4

3

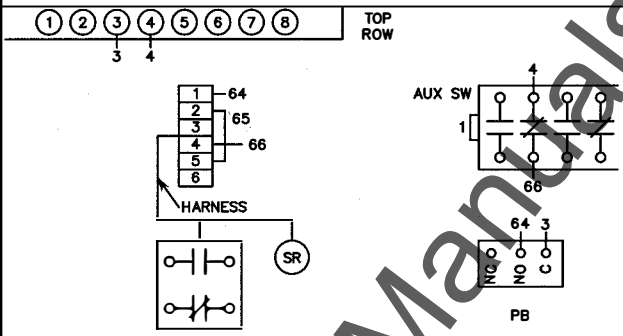
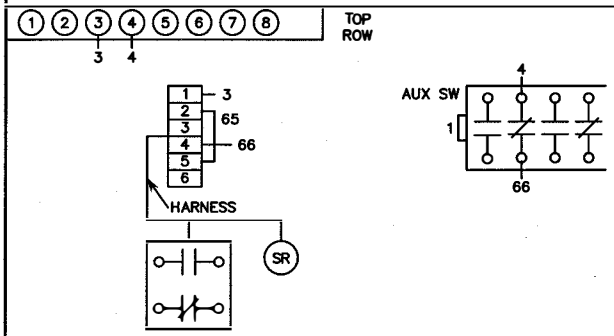
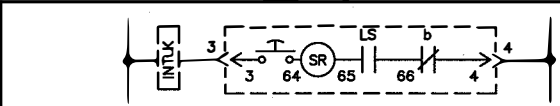
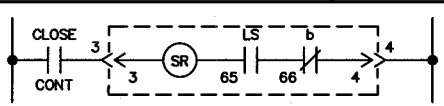
2

1

www.ElectricalParadise.com

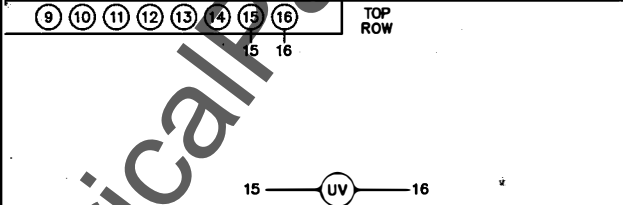
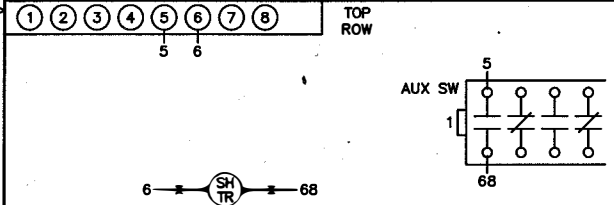
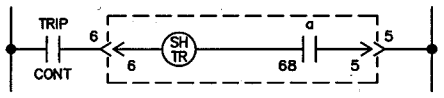
DWG. NO. 508B508

SHEET 3 REV. 9



ELEC SPRING REL (MAN. BKR) 3A

ELEC LOCKOUT (MAN. BKR) 3C



SHUNT TRIP (MAN. BKR) 3B

UNDERVOLTAGE 3D

1	2	3	4	5	6	7	8	9
REVISION RN-B2620	TQ011789	TQ011090	TQ042790	TQ123190	TQ100592	TQ011294	TQ030794	TQ010496

ALL REV. NOTES LISTED ON SHEET 22 ALL OTHER SHEETS LIST REV. NO. ONLY

UNLESS OTHERWISE SPECIFIED
DIMENSIONS IN INCHES

TWO PLACE DEC. ±.02
THREE PLACE DEC. ±.003
ANGLES ±1/2°
ONE PLACE MM ±0.5
TWO PLACE MM ±0.13
VOLTAGE ±5%
RESISTANCE ±10%
AMPEREAGE ±2%
FORCE ±10%
TORQUE ±10%
SPEED ±10%
TIME ±1%
TEMPERATURE ±3°C ±2°F

* STATISTICAL SAMPLING DIMENSION

DATE 1-17-89
APPD. AGLIETTI
MC GUFFIE
DATE
APPD. GUBOL
ENG. REF. 800A600, 1A33600
NEXT REF.
TOOL REF.
DSPEC.

THE INFORMATION ON THIS DRAWING IS THE PROPERTY OF EATON CORPORATION. IT IS DISCLOSED IN CONFIDENCE AND IS NOT TO BE REPRODUCED, USED OR DISCLOSED EXCEPT FOR THE PURPOSE FOR WHICH FURNISHED.

EATON

CUTLER-HAMMER
TECHNOLOGY AND QUALITY CENTER PITTSBURGH, PA.

TITLE
DS CIRCUIT BREAKER
BASIC ACCESSORIES

SIZE B CAD DIRECTORY
MANAGED BY CMS
DWG. NO. 508B508

SCALE 1=1
PARTS LIST 508B508
PRODUCT CODE 666X
SHEET NO. 3 of 23

www.ElectricalPartManuals.com

4

3

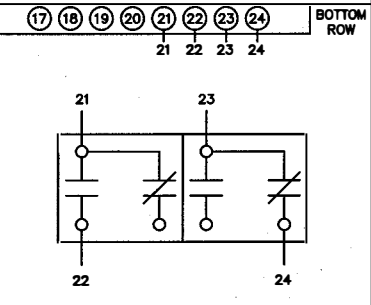
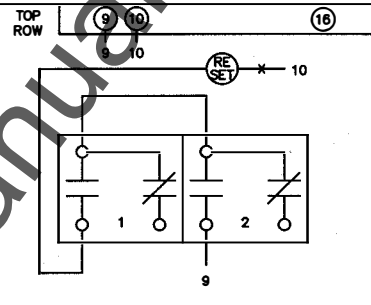
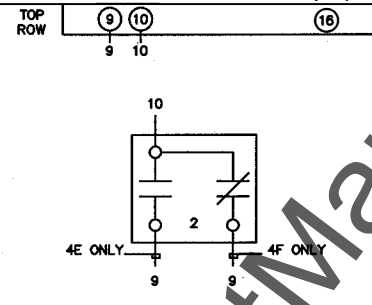
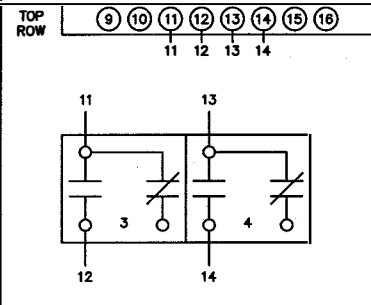
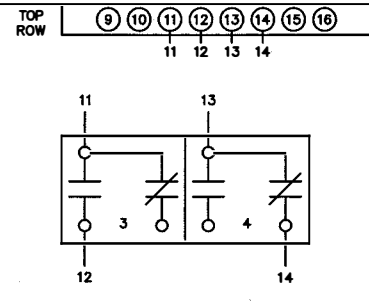
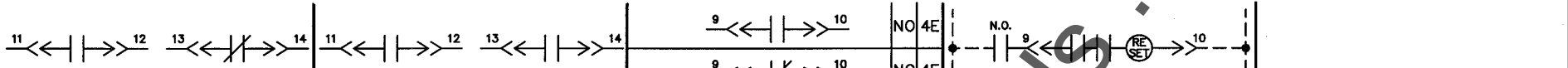
DWG. NO.

508B508

SHEET 4

REV 9

1



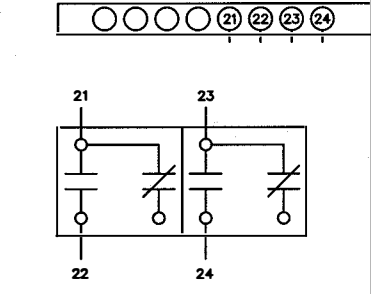
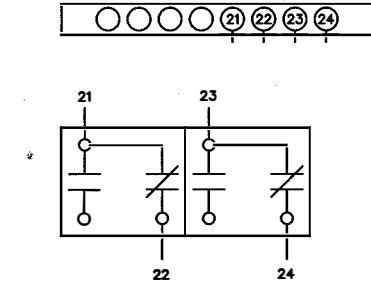
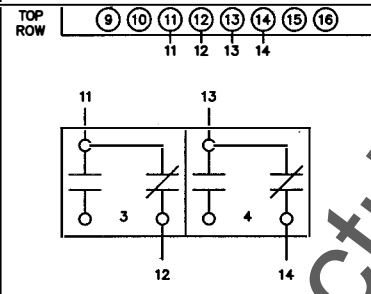
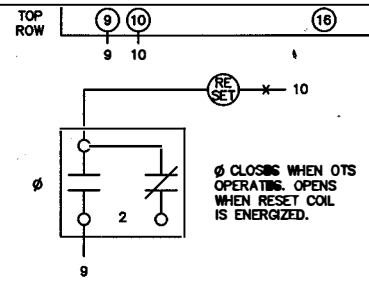
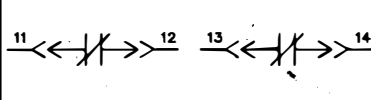
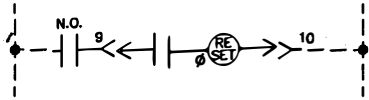
1 N.O. & 1NC CONTACTS 4A

2 N.O. CONTACTS 4C

1ST ADD'L CONT(MAN. RESET) NO 4E NC 4F

ELEC RESET (SPECIAL) 4I

1 NO & 1 NC CONTACT (DIGITRIP) 4L



ELEC RESET 4B

2 NC CONTACTS 4D

2 NC CONTACTS 4M

2 NO CONTACTS 4N

1	2	3	4	5	6	7	8	9
REVISION	TQ011789	TQ011090	TQ042790	TQ123190	TQ100592	TQ011294	TQ030794	TQ010496
RN-1B2620								

1	2	3	4	5	6	7	8	9
REVISION	TQ011789	TQ011090	TQ042790	TQ123190	TQ100592	TQ011294	TQ030794	TQ010496
RN-1B2620								

1	2	3	4	5	6	7	8	9
REVISION	TQ011789	TQ011090	TQ042790	TQ123190	TQ100592	TQ011294	TQ030794	TQ010496
RN-1B2620								

1	2	3	4	5	6	7	8	9
REVISION	TQ011789	TQ011090	TQ042790	TQ123190	TQ100592	TQ011294	TQ030794	TQ010496
RN-1B2620								

1	2	3	4	5	6	7	8	9
REVISION	TQ011789	TQ011090	TQ042790	TQ123190	TQ100592	TQ011294	TQ030794	TQ010496
RN-1B2620								

ALL REV. NOTES LISTED ON SHEET 22. ALL OTHER SHEETS LIST REV. NO. ONLY

UNLESS OTHERWISE SPECIFIED

DIMENSIONS IN INCHES

TWO PLACE DEC. ±.02

THREE PLACE DEC. ±.005

ANGLES ±1/2°

ONE PLACE MM ±0.5

TWO PLACE MM ±0.13

VOLTAGE ±5%

RESISTANCE ±10%

AMPDANCE ±2%

FORCE ±10%

TORQUE ±10%

SPEED ±1%

TEMPERATURE ±3°C ±5°F

DISTR. AGLIETTI

APPD. McCUFFIE

APPD. BUBOL

ENG. REF. 800A600, 1A33600

TOOL REF.

DATE 1-17-89

DATE

DATE

DATE

DATE

DATE

DATE

DATE

DATE

THE INFORMATION ON THIS DRAWING IS THE PROPERTY OF EATON CORPORATION. IT IS DISCLOSED IN CONFIDENCE AND IS NOT TO BE REPRODUCED, USED OR DISCLOSED EXCEPT FOR THE PURPOSE FOR WHICH FURNISHED.



CUTLER-HAMMER
TECHNOLOGY AND QUALITY CENTER PITTSBURGH, PA.

TITLE
DS CIRCUIT BREAKER
OVERCURRENT TRIP SWITCH (OTS), CONTACT CHG STATE & LATCH ONLY WHEN DTA TRIPS BREAKER

SIZE B
CAD DIRECTORY MANAGED BY CMS

DWG. NO. 508B508

SCALE 1=1

PARTS LIST 508B508

PRODUCT CODE 666X

SHEET NO. 4 of 23

4

3

2

1

www.ElectricalPartManuals.com

4

3

DWG. NO.

508B508

SHEET

5

REV.

9

1

BLANK

B

B

A

A

1	REVISION
2	RN-162620
3	TQ011789
4	TQ011090
5	TQ042790
6	TQ123190
7	TQ100592
8	TQ011294
9	TQ030794
9	TQ010496

ALL REV. NOTES LISTED ON SHEET 22 ALL OTHER SHEETS LIST REV. NO. ONLY

UNLESS OTHERWISE SPECIFIED
DIMENSIONS IN INCHES

TWO PLACE DEC. ±.02
THREE PLACE DEC. ±.005
ANGLES ±1/2°
ONE PLACE IN. ±0.5
TWO PLACE IN. ±0.13
VOLTAGE ±3%
RESISTANCE ±10%
AMPERAGE ±2%
FORCE/TORQUE ±10%
SPEED ±10%
TEMPERATURE ±3°C ±5°F

DATE 1-17-89

AGLIETTI

APPD. DATE

McGUFFIE

APPD. DATE

BUDOL

ENG. REF. 800A600, 1A33600

NEXT REF.

TOOL REF.

DATE 1-17-89

DATE

DATE

THE INFORMATION ON THIS DRAWING IS THE PROPERTY OF EATON CORPORATION. IT IS DISCLOSED IN CONFIDENCE AND IS NOT TO BE REPRODUCED, USED OR DISCLOSED EXCEPT FOR THE PURPOSE FOR WHICH FURNISHED.



CUTLER-HAMMER
TECHNOLOGY AND QUALITY CENTER PITTSBURGH, PA.

TITLE DS CIRCUIT BREAKER

SIZE B CAD DIRECTORY MANAGED BY CMS

DWG. NO. 508B508

SCALE 1=1

PARTS LIST 508B508

PRODUCT CODE 666X

SHEET NO. 5 OF 23

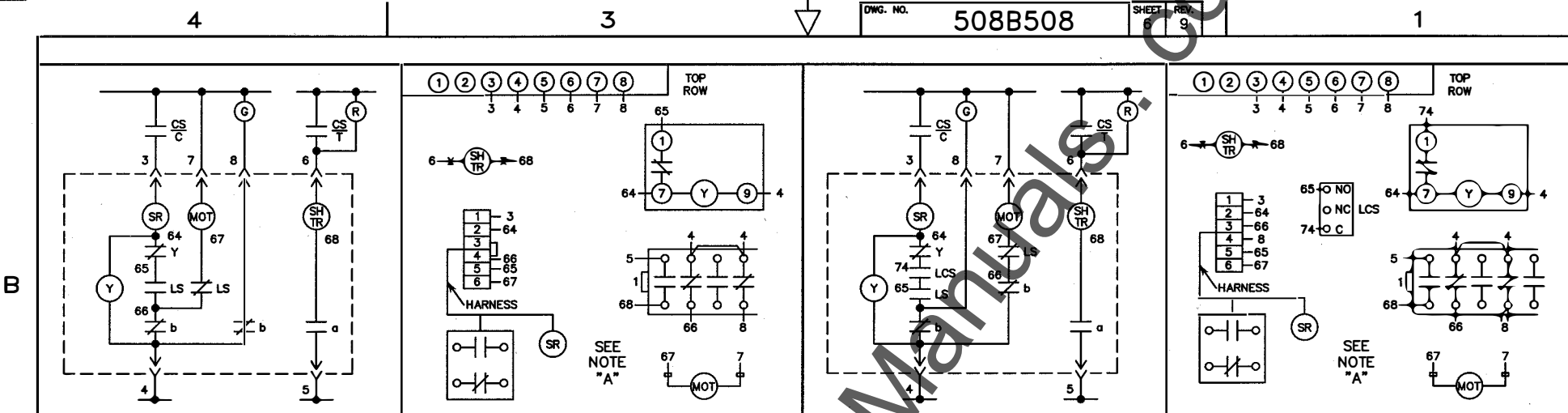
4

3

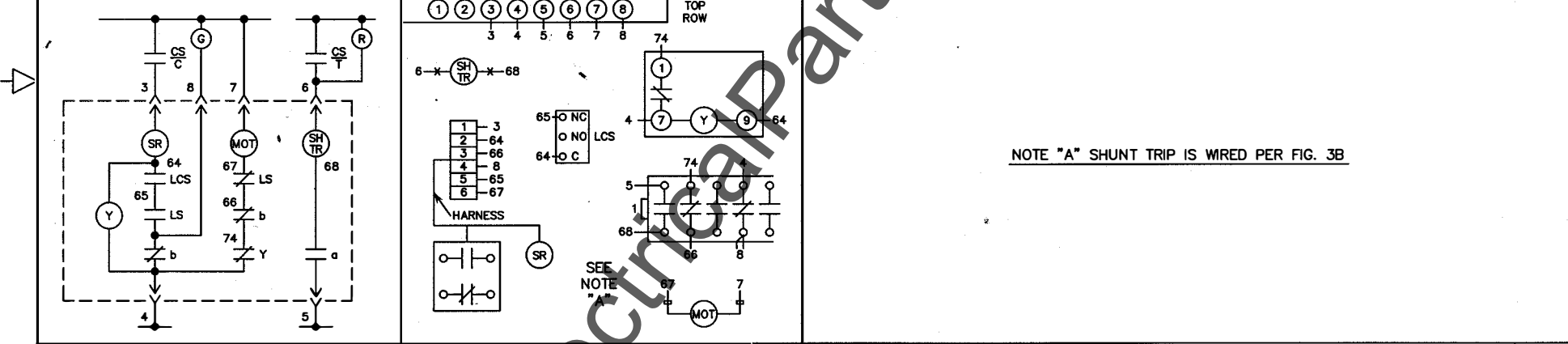
2

1

www.ElectricalPartManuals.com



6A PWR OPR MECH, STD 6C PWR OPR MECH W/LCS - "Y" CONTACT IN "SR" CKT



6B PWR OPR MECH, STD W/LCS 6C PWR OPR MECH W/LCS - "Y" CONTACT IN "SR" CKT

NOTE "A" SHUNT TRIP IS WIRED PER FIG. 3B

1	2	3	4	5	6	7	8	9
REVISION	TQ011789	TQ011090	TQ042790	TQ123190	TQ100592	TQ011294	TQ030794	TQ010496
RN-BE620								

UNLESS OTHERWISE SPECIFIED
 DIMENSIONS IN INCHES
 TWO PLACE DEC. ±.02
 THREE PLACE DEC. ±.005
 ANGLES ±1/2°
 ONE PLACE MM ±0.5
 TWO PLACE MM ±0.13
 VOLTAGE ±5%
 RESISTANCE ±10%
 AMPERAGE ±2%
 FORCE ±10%
 TORQUE ±10%
 SPEED ±10%
 TIME ±1%
 TEMPERATURE ±3°C ±3°F

ALL REV. NOTES LISTED ON SHEET 22, ALL OTHER SHEETS LIST REV. NO. ONLY

DATE 1-17-89
 APPD. AGLIETTI
 APPD. MCGUFFIE
 ENG. REF. 800A600, 1A33600
 TOOL REF.
 DSPEC.

THE INFORMATION ON THIS DRAWING IS THE PROPERTY OF EATON CORPORATION. IT IS DISCLOSED IN CONFIDENCE AND IS NOT TO BE REPRODUCED, USED OR DISCLOSED EXCEPT FOR THE PURPOSE FOR WHICH FURNISHED.

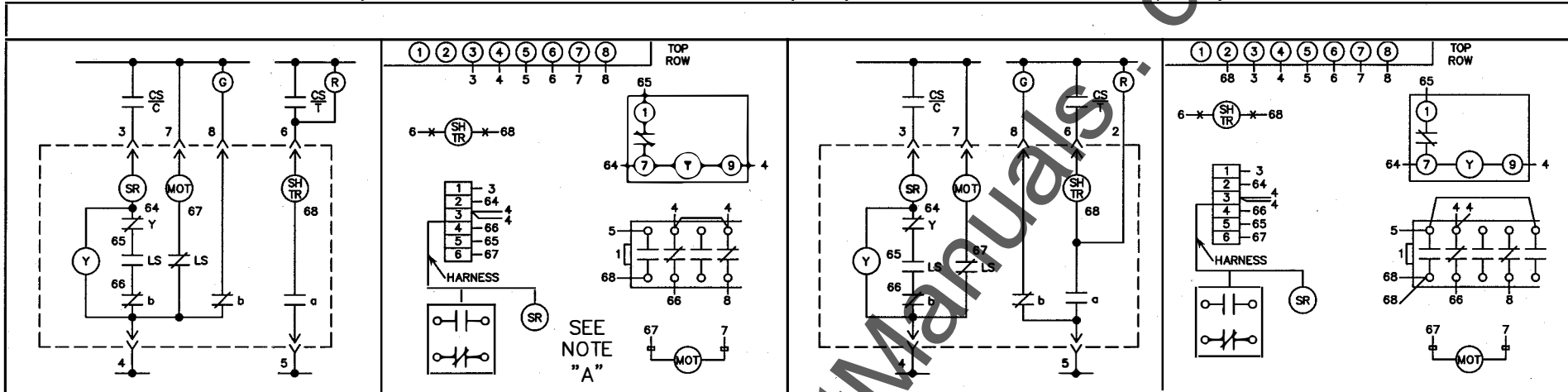
EATON

CUTLER-HAMMER
 TECHNOLOGY AND QUALITY CENTER PITTSBURGH, PA.

TITLE
 DS CIRCUIT BREAKER
 PWR OPERATED MECH STD
 CL SPRINGS CHARGED AFTER BKR OPENS

SIZE B CAD DIRECTORY MANAGED BY CMS
 DWG. NO. 508B508
 SCALE 1=1 PARTS LIST 508B508 PRODUCT CODE 666X SHEET NO. 6 of 23

www.ElectricalPart.com

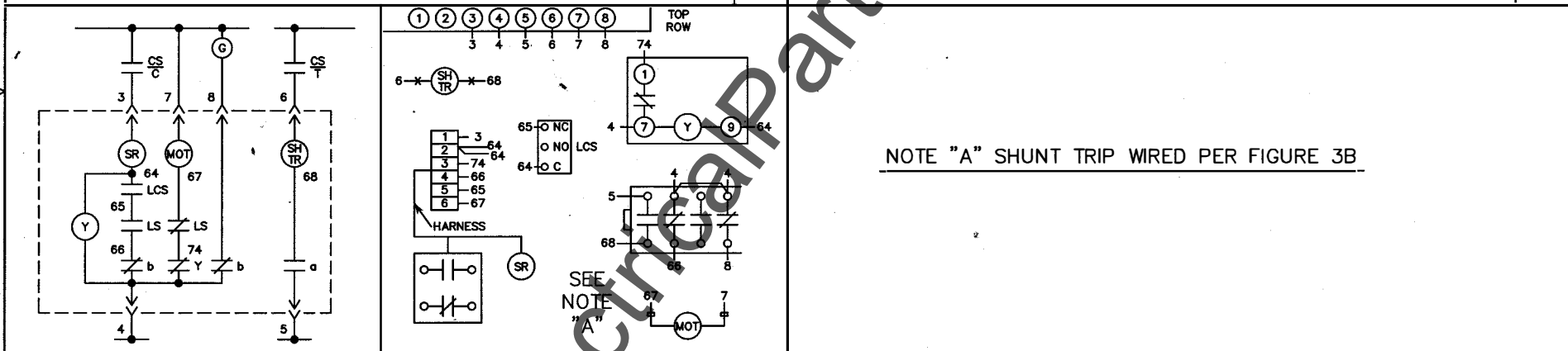


PWR OPR MECH, SPECIAL

7A

PWR OPER MECH. SPECIAL

7C



PWR OPR MECH W/LCS, SPECIAL

7B

NOTE "A" SHUNT TRIP WIRED PER FIGURE 3B

1	2	3	4	5	6	7	8	9
REVISION	TQ011789	TQ011090	TQ042790	TQ123190	TQ100592	TQ011294	TQ030794	TQ010496
IT.								

UNLESS OTHERWISE SPECIFIED
 DIMENSIONS IN INCHES
 TWO PLACE DEC. ±.02
 THREE PLACE DEC. ±.005
 ANGLES ONE PLACE ±1/2°
 TWO PLACE ±0.1°
 VOLTAGE ±5%
 RESISTANCE ±10%
 AMPERAGE ±2%
 FORCE/TORQUE ±10%
 SPEED ±10%
 TEMPERATURE ±3°C ±1°F

ALL REV. NOTES LISTED ON SHEET 22 ALL OTHER SHEETS LIST REV. NO. ONLY

APPRO. AGUETTI
 APPD. McSUFFIE
 BUDD. APPD. DATE

ENG. REF. 800A600, 1A33600
 NEXT REF.

TOOL REF.

OSPEC.

* STATISTICAL SAMPLING DIMENSION

THE INFORMATION ON THIS DRAWING IS THE PROPERTY OF EATON CORPORATION. IT IS DISCLOSED IN CONFIDENCE AND IS NOT TO BE REPRODUCED, USED OR DISCLOSED EXCEPT FOR THE PURPOSE FOR WHICH FURNISHED.

EATON

CUTLER-HAMMER
 TECHNOLOGY AND QUALITY CENTER PITTSBURGH, PA.

TITLE
 DS CIRCUIT BREAKER
 PWR OPER TED MECH SPEC
 CL SPRINGS CHARGED AFTER BKR CLOSES

SIZE B CAD DIRECTORY
 MANAGED BY CMS

DWG. NO. 508B508

SCALE 1=1

PARTS LIST 508B508

PRODUCT CODE 666X

SHEET NO. 7 of 23

www.ElectricalPartManuals.com

4

3

DWG. NO.

508B508

SHEET 8

REV 9

1

BLANK

B

B

A

A

1	2	3	4	5	6	7	8	9
REVISION RN-IB2620	TQ011789	TQ011090	TQ042790	TQ123190	TQ100592	TQ011294	TQ030794	TQ010496
IT.								

4

3

△

2

1

ALL REV. NOTES LISTED ON SHEET 22 ALL OTHER SHEETS LIST REV. NO. ONLY

UNLESS OTHERWISE SPECIFIED

DIMENSIONS IN INCHES

TWO PLACE DEC. ±.02
 THREE PLACE DEC. ±.005
 ANGLES ±1/2°
 ONE PLACE DEC. ±0.5
 TWO PLACE DEC. ±0.13
 VOLTAGE ±5%
 RESISTANCE ±10%
 AMPERAGE ±2%
 FORCE ±10%
 TORQUE ±10%
 SPEED ±10%
 TIME ±1%
 TEMPERATURE ±3°C ±5°F

DFTL. DATE
 AGUETT 1-17-89
 APPD. DATE
 McCUFFIE
 APPD. DATE
 BURDOL
 ENG. REF. 800A600, 1A33600
 NEXT REF.
 TOOL REF.

SIZE B
 SCALE 1=1

CAD DIRECTORY
 MANAGED BY CMS

DSPEC.

THE INFORMATION ON THIS DRAWING IS THE PROPERTY OF EATON CORPORATION. IT IS DISCLOSED IN CONFIDENCE AND IS NOT TO BE REPRODUCED, USED OR DISCLOSED EXCEPT FOR THE PURPOSE FOR WHICH FURNISHED.

EATON

CUTLER-HAMMER
 TECHNOLOGY AND QUALITY CENTER PITTSBURGH, PA.

TITLE DS CIRCUIT BREAKER

DWG. NO. 508B508

SCALE 1=1

PARTS LIST 508B508

PRODUCT CODE 666X

SHEET NO. 8 of 23

4

3

DWG. NO.

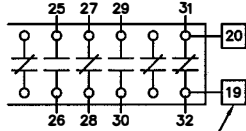
508B508

SHEET 10

REV. 9

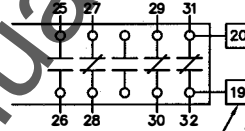
1

Ⓜ25 Ⓜ26 Ⓜ27 Ⓜ28 Ⓜ29 Ⓜ30 Ⓜ31 Ⓜ32 BOTTOM ROW
25 26 27 28 29 30 31 32



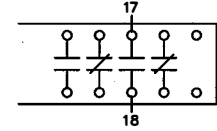
AUX SW TERM PTS

Ⓜ25 Ⓜ26 Ⓜ27 Ⓜ28 Ⓜ29 Ⓜ30 Ⓜ31 Ⓜ32 BOTTOM ROW
25 26 27 28 29 30 31 32



AUX SW TERM PTS

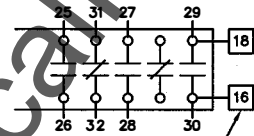
Ⓜ17 Ⓜ18 Ⓜ19 Ⓜ20 Ⓜ21 Ⓜ22 Ⓜ23 Ⓜ24 BOTTOM ROW
17 18



18

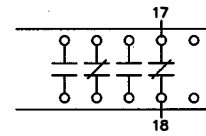
a1, b1, a2, & b2 | 10C

Ⓜ25 Ⓜ26 Ⓜ27 Ⓜ28 Ⓜ29 Ⓜ30 Ⓜ31 Ⓜ32 BOTTOM ROW
25 26 27 28 29 30 31 32



AUX SW TERM PTS

Ⓜ17 Ⓜ18 Ⓜ19 Ⓜ20 Ⓜ21 Ⓜ22 Ⓜ23 Ⓜ24 BOTTOM ROW
17 18



18

a1, b1, b2 & b3 | 10G

a CONTACT | 10I

a1, a2, a3 & b1 | 10F

b CONTACT | 10H

1	2	3	4	5	6	7	8	9
REVISION RN-1B2620	TQ011789	TQ011090	TQ042790	TQ123190	TQ100592	TQ011294	TQ030794	TQ010496

ALL REV. NOTES LISTED ON SHEET 22 ALL OTHER SHEETS LIST REV. NO. ONLY

UNLESS OTHERWISE SPECIFIED
DIMENSIONS IN INCHES
TWO PLACE DEC. ±.02
THREE PLACE DEC. ±.005
ANGLES ±1/2°
ONE PLACE INCH ±0.5
TWO PLACE INCH ±0.13
VOLTAGE ±5%
RESISTANCE ±10%
AMPEREAGE ±2%
FORCE ±10%
TORQUE ±10%
SPEED ±10%
TIME ±1%
TEMPERATURE ±3°C ±5°F

* STATISTICAL SAMPLING DIMENSION

DRFR. AGUETT
DATE 1-17-89
APPD. McCUFFRE
DATE
APPD. BUBOL
DATE
ENG. REF. B00A600, 1A33600
NEXT REF.
TOOL REF.
DSPEC.

THE INFORMATION ON THIS DRAWING IS THE PROPERTY OF EATON CORPORATION. IT IS DISCLOSED IN CONFIDENCE AND IS NOT TO BE REPRODUCED, USED OR DISCLOSED EXCEPT FOR THE PURPOSE FOR WHICH FURNISHED.

EATON

CUTLER-HAMMER
TECHNOLOGY AND QUALITY CENTER PITTSBURGH, PA.

TITLE
DS CIRCUIT BREAKER
AUXILIARY SWITCH 1RB

SIZE B
CAD DIRECTORY MANAGED BY CMS
DWG. NO. 508B508

SCALE 1=1
PARTS LIST 508B508
PRODUCT CODE 666X
SHEET NO. 10 of 23

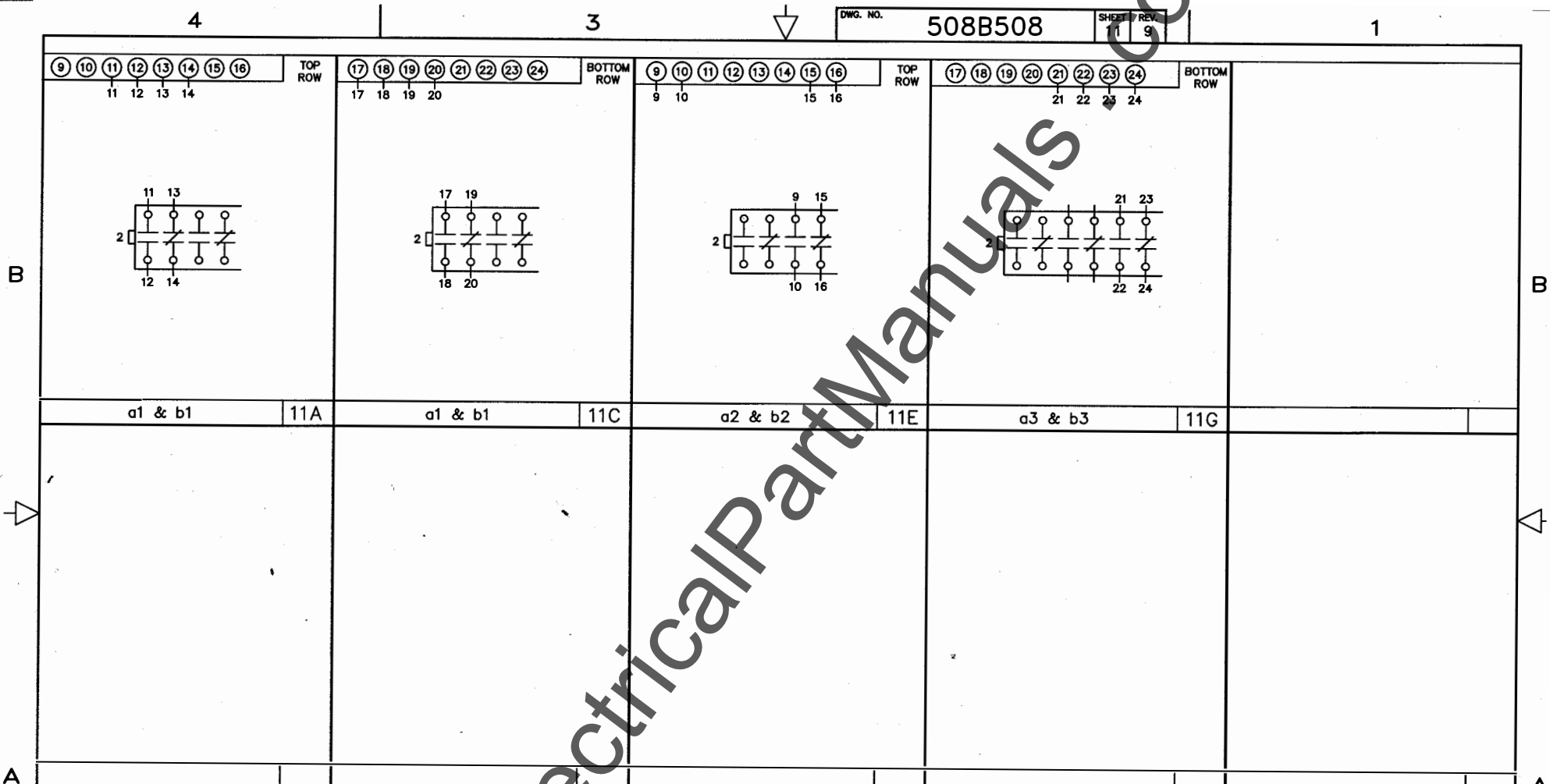
4

3

2

1

www.ElectricalPatentManuals.com



1	2	3	4	5	6	7	8	9
REVISION RN-1B2620	TQ011789	TQ011090	TQ042790	TQ123190	TQ100592	TQ011294	TQ030794	TQ010496

UNLESS OTHERWISE SPECIFIED
DIMENSIONS IN INCHES

ALL REV. NOTES LISTED ON SHEET 22 ALL OTHER SHEETS LIST REV. NO. ONLY

TWO PLACE DEC. ±.02
THREE PLACE DEC. ±.008
ANGLES ±1/2°
ONE PLACE IN. ±0.5
TWO PLACE IN. ±0.13
VOLTAGE ±5%
RESISTANCE ±10%
AMP/VA ±5%
FORCE ±10%
TORQUE ±10%
SPEED ±10%
TEMPERATURE ±3°C ±5°F

DATE 1-17-89
DATE
DATE

DRFR. AGUETTI
APPD. McGUFFIE
APPD. McGUFFIE
BUBOL

ENG. REF. 800A600, 1A33600
NEXT REF.

TOOL REF.

THE INFORMATION ON THIS DRAWING IS THE PROPERTY OF EATON CORPORATION. IT IS DISCLOSED IN CONFIDENCE AND IS NOT TO BE REPRODUCED, USED OR DISCLOSED EXCEPT FOR THE PURPOSE FOR WHICH FURNISHED.

EATON

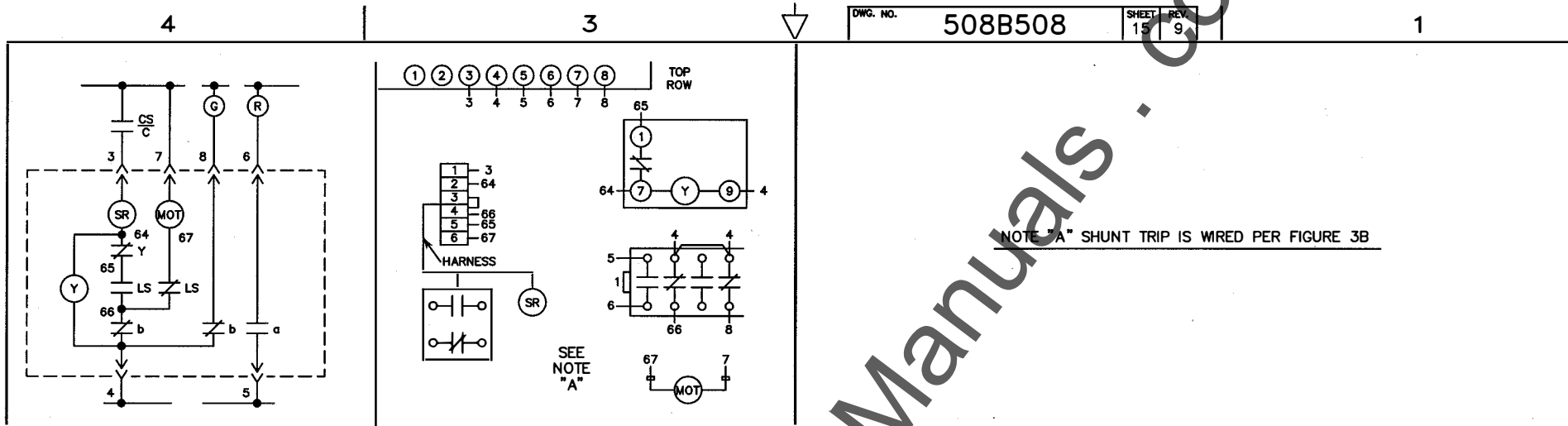
CUTLER-HAMMER
TECHNOLOGY AND QUALITY CENTER PITTSBURGH, PA.

TITLE DS CIRCUIT BREAKER AUXILIARY SWITCH 2

SIZE B CAD DIRECTORY MANAGED BY CMS
DWG. NO. 508B508

SCALE 1=1 PARTS LIST 508B508 PRODUCT CODE 666X SHEET NO. 11 OF 23

www.ElectricalPartManuals.com



PWR OPR MECH W/O SHUNT TRIP 15A

OMIT ONE OF ITEM 9 OR 20 DWG. 8295A08
 SEE FIGURE 2B, 2C, OR 2D
 OMIT STD. SENSOR FRAME
 GND, CONN.- ONE OF ITEM 9 OR 20
 OF DWG. 8295A08
 SEE FIGURE 2B, 2C, OR 2D.

15E

1	2	3	4	5	6	7	8	9
REVISION RN-B2620	TQ011789	TQ011090	TQ042790	TQ123190	TQ100592	TQ011294	TQ030794	TQ010496

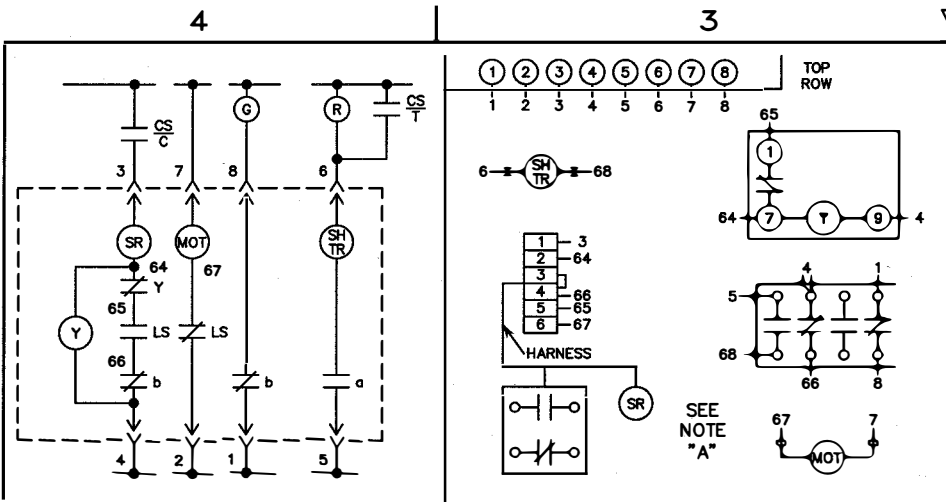
UNLESS OTHERWISE SPECIFIED
 DIMENSIONS IN INCHES
 TWO PLACE DEC. ±.02
 THREE PLACE DEC. ±.005
 ANGLES ±1/2°
 ONE PLACE IN. ±0.3
 TWO PLACE IN. ±0.13
 VOLTAGE ±5%
 RESISTANCE ±10%
 AMPERAGE ±2%
 FORCE ±10%
 TORQUE ±10%
 SPEED ±1%
 TIME ±1%
 TEMPERATURE ±3°C ±0.1

ALL REV. NOTES LISTED ON SHEET 22 ALL OTHER SHEETS LIST REV. NO. ONLY

DFTL. AGUETTI	DATE 1-17-89
APPD. McCUFFIE	DATE
APPD. BURDOL	DATE
DWG. REF. 800A600, 1A33600	
NEXT REF.	
TOOL REF.	
*STATISTICAL SAMPLING DIMENSION	

THE INFORMATION ON THIS DRAWING IS THE PROPERTY OF EATON CORPORATION. IT IS DISCLOSED IN CONFIDENCE AND IS NOT TO BE REPRODUCED, USED OR DISCLOSED EXCEPT FOR THE PURPOSE FOR WHICH FURNISHED.			
EATON			
CUTLER-HAMMER			
TECHNOLOGY AND QUALITY CENTER PITTSBURGH, PA.			
TITLE DS CIRCUIT BREAKER SPECIAL			
SIZE B	CAD DIRECTORY MANAGED BY CMS	DWG. NO. 508B508	
SCALE 1=1	PARTS LIST 508B508	PRODUCT CODE 666X	SHEET NO. 15 of 23

www.ElectricalPartManuals.com



PWR OPR MECH W/MOT ON SEP CONN
CAUTION: USE ONLY 120 VAC MOTOR WITH 48 VDC SR COIL

16A

NOTE "A" SHUNT TRIP IS WIRED PER FIGURE 3B

1	2	3	4	5	6	7	8	9
REVISION	TQ011789	TQ011090	TQ042790	TQ123190	TQ100592	TQ011294	TQ030794	TQ010496
RN-IB2620								

ALL REV. NOTES LISTED ON SHEET 22 ALL OTHER SHEETS LIST REV. NO. ONLY

UNLESS OTHERWISE SPECIFIED	DATE
DIMENSIONS IN INCHES	1-17-89
TWO PLACE DEC. ±.02	DATE
THREE PLACE DEC. ±.005	
ANGLES ±1/2°	
ONE PLACE IN. ±0.5	
TWO PLACE IN. ±0.13	
VOLTAGE ±5%	
RESISTANCE ±10%	
CAPACITANCE ±2%	
FORCE ±10%	
TORQUE ±10%	
SPEED ±10%	
TIME ±1%	
TEMPERATURE ±3°C ±5°F	
* STATISTICAL SAMPLING DIMENSION	

THE INFORMATION ON THIS DRAWING IS THE PROPERTY OF EATON CORPORATION. IT IS DISCLOSED IN CONFIDENCE AND IS NOT TO BE REPRODUCED, USED OR DISCLOSED EXCEPT FOR THE PURPOSE FOR WHICH FURNISHED.	
EATON	
CUTLER-HAMMER TECHNOLOGY AND QUALITY CENTER PITTSBURGH, PA.	
TITLE DS CIRCUIT BREAKER SPECIAL	
DWG. NO. 508B508	SIZE B
MANAGED BY CMS	CAD DIRECTORY
PARTS LIST 508B508	PRODUCT CODE 666X
SHEET NO. 16 OF 23	SCALE 1=1

www.ElectricalPartManuals.com

4

3

DWG. NO.

508B508

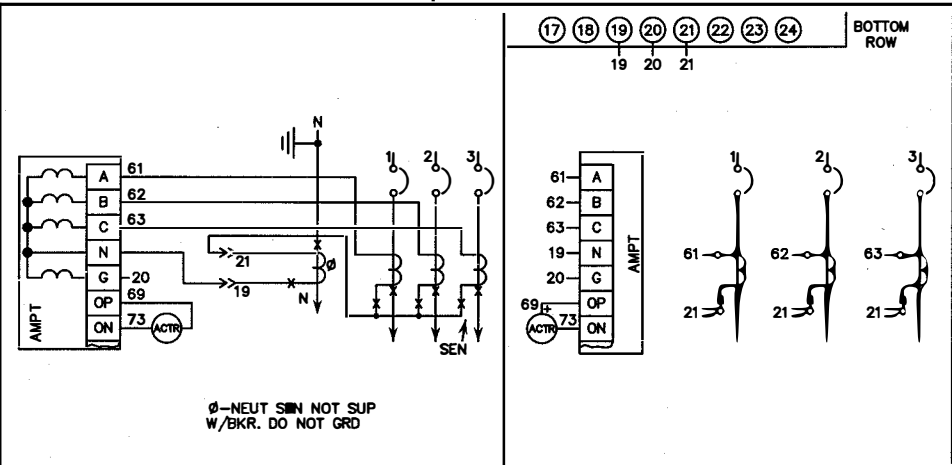
SHEET 17

REV 9

1

B

B



SERIES TRIP WITH GROUND WITH NEUT CONN

17A

▽

▽

A

A

1	2	3	4	5	6	7	8	9
REVISION RN-1B2620	TQ011769	TQ011090	TQ042790	TQ123190	TQ100592	TQ011294	TQ030794	TQ010496

ALL REV. NOTES LISTED ON SHEET #22 ALL OTHER SHEETS LIST REV. NO. ONLY

UNLESS OTHERWISE SPECIFIED
DIMENSIONS IN INCHES

TWO PLACE DEC. ±.02
THREE PLACE DEC. ±.005
ANGLES ±1/2°
ONE PLACE INCH ±0.5
TWO PLACE INCH ±0.13
VOLTAGE ±5%
RESISTANCE ±10%
AMPERAGE ±2%
FORCE ±10%
TORQUE ±10%
SPEED ±10%
TIME ±1%
TEMPERATURE ±3°C ±5°F

* STATISTICAL SAMPLING DIMENSION

DATE 1-17-89

APPD. AGLIETTI

APPD. MCGUFFE

DATE

ENG. REF. 800A600, 1A33600

NEXT REF.

TOOL REF.

DSPEC.

THE INFORMATION ON THIS DRAWING IS THE PROPERTY OF EATON CORPORATION. IT IS DISCLOSED IN CONFIDENCE AND IS NOT TO BE REPRODUCED, USED OR DISCLOSED EXCEPT FOR THE PURPOSE FOR WHICH FURNISHED.

EATON

CUTLER-HAMMER
TECHNOLOGY AND QUALITY CENTER PITTSBURGH, PA.

TITLE DS CIRCUIT BREAKER
OEM SPECIAL

SIZE B CAD DIRECTORY
MANAGED BY CMS

DWG. NO. 508B508

SCALE 1=1

PARTS LIST 508B508

PRODUCT CODE 666X

SHEET NO. 17 OF 23

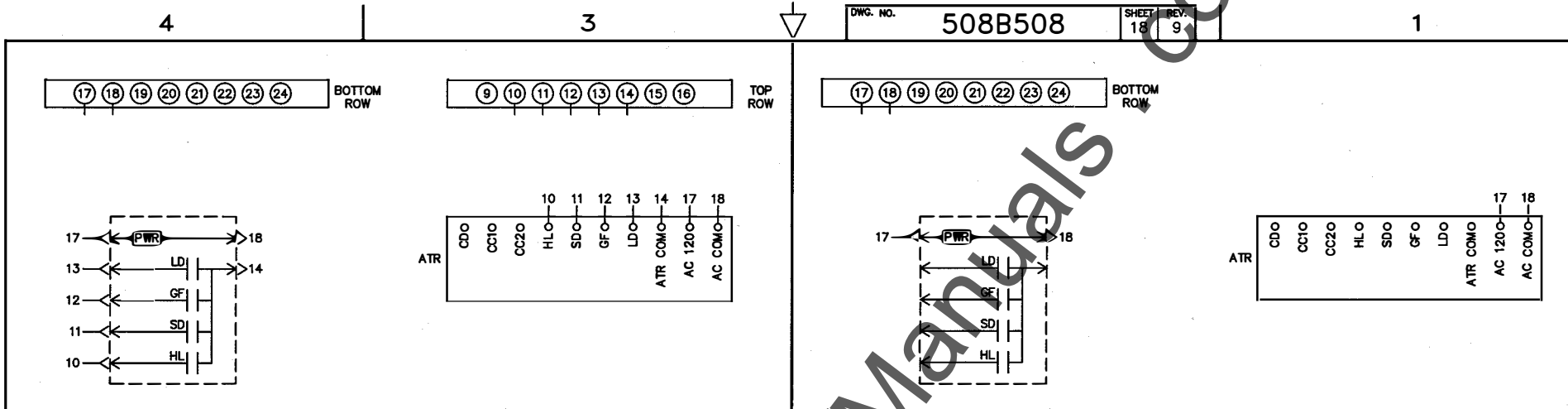
4

3

2

1

www.ElectricalPartManuals.com

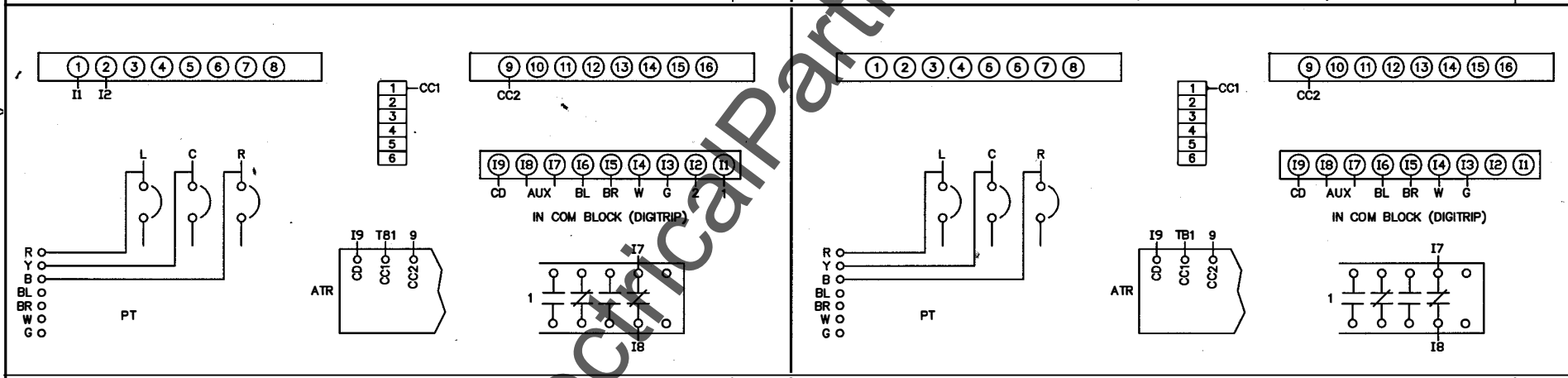


DIGITRIP 600, 700, 800

18A

DIGITRIP 600, 700, 800 (POWER SUPPLY ONLY)

18C



DIGITRIP 700 & 800

18B

DIGITRIP 700 & 800

18D

1	2	3	4	5	6	7	8	9
REVISION RN-182620	TQ011789	TQ011090	TQ042790	TQ123190	TQ100592	TQ011294	TQ030794	TQ010496

UNLESS OTHERWISE SPECIFIED
DIMENSIONS IN INCHES

TWO PLACE DEC.	±.02
THREE PLACE DEC.	±.005
ANGLES	±1/2°
ONE PLACE IN.	±0.5
TWO PLACE IN.	±0.13
VOLTAGE	±3%
RESISTANCE	±10%
CAPACITANCE	±2%
FORCE/TORQUE	±10%
SPEED	±10%
TIME	±1%
TEMPERATURE	±3°C ±1°F

ALL REV. NOTES LISTED ON SHEET 22 ALL OTHER SHEETS LIST REV. NO. ONLY

DATE 1-17-89
APPRO. AGUETTI
DATE
APPRO. MCGUFFIE
DATE
ENG. REF. 800A600, 1A33600
NEXT REF.
TOOL REF.

THE INFORMATION ON THIS DRAWING IS THE PROPERTY OF EATON CORPORATION. IT IS DISCLOSED IN CONFIDENCE AND IS NOT TO BE REPRODUCED, USED OR DISCLOSED EXCEPT FOR THE PURPOSE FOR WHICH FURNISHED.

EATON

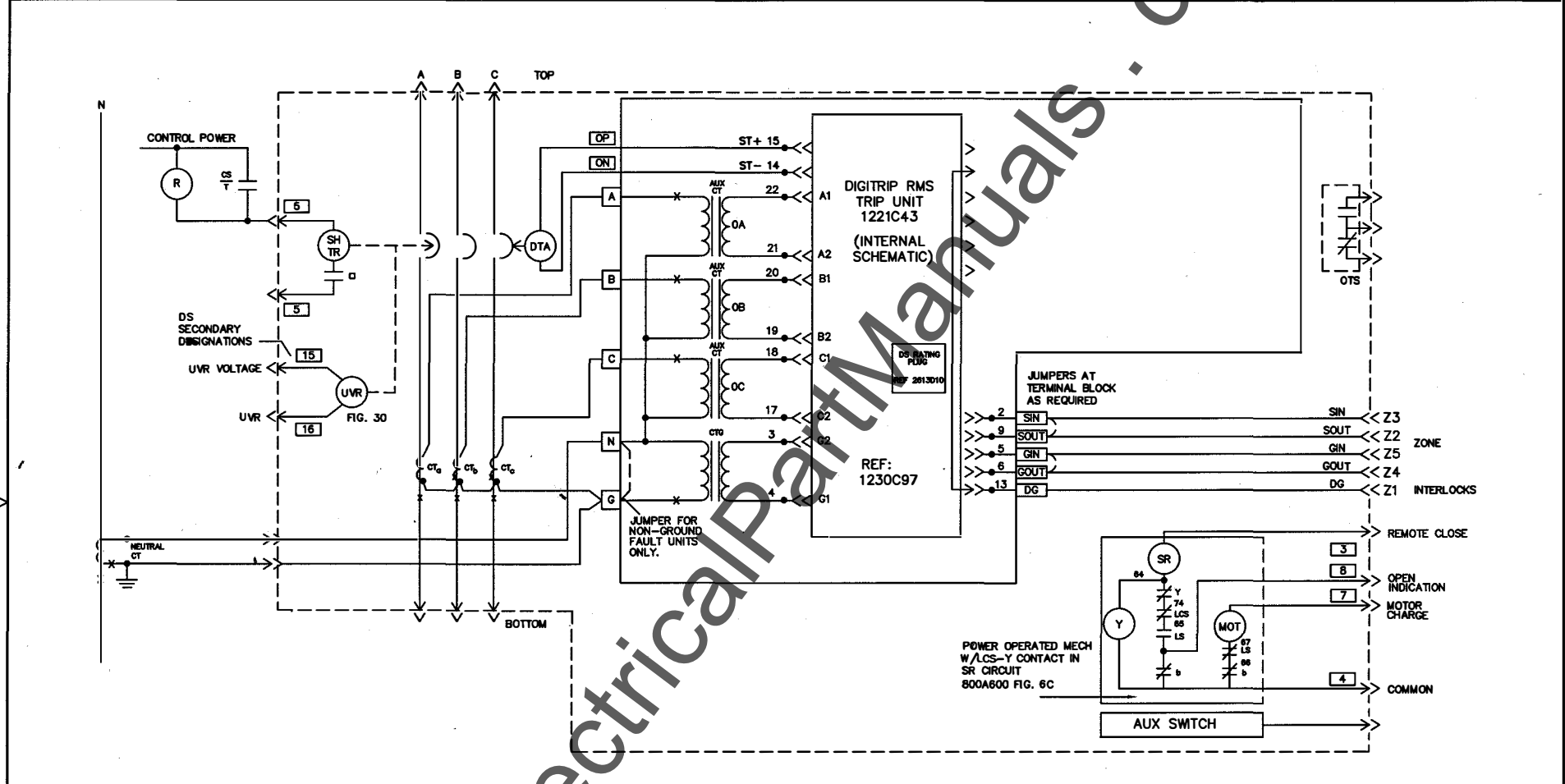
CUTLER-HAMMER
TECHNOLOGY AND QUALITY CENTER PITTSBURGH, PA.

TITLE DS CIRCUIT BREAKER RMS DIGITRIP

SIZE B CAD DIRECTORY MANAGED BY CMS
DWG. NO. 508B508

SCALE 1=1 PARTS LIST 508B508 PRODUCT CODE 666X SHEET NO. 18 of 23

www.ElectricalPartManuals.com

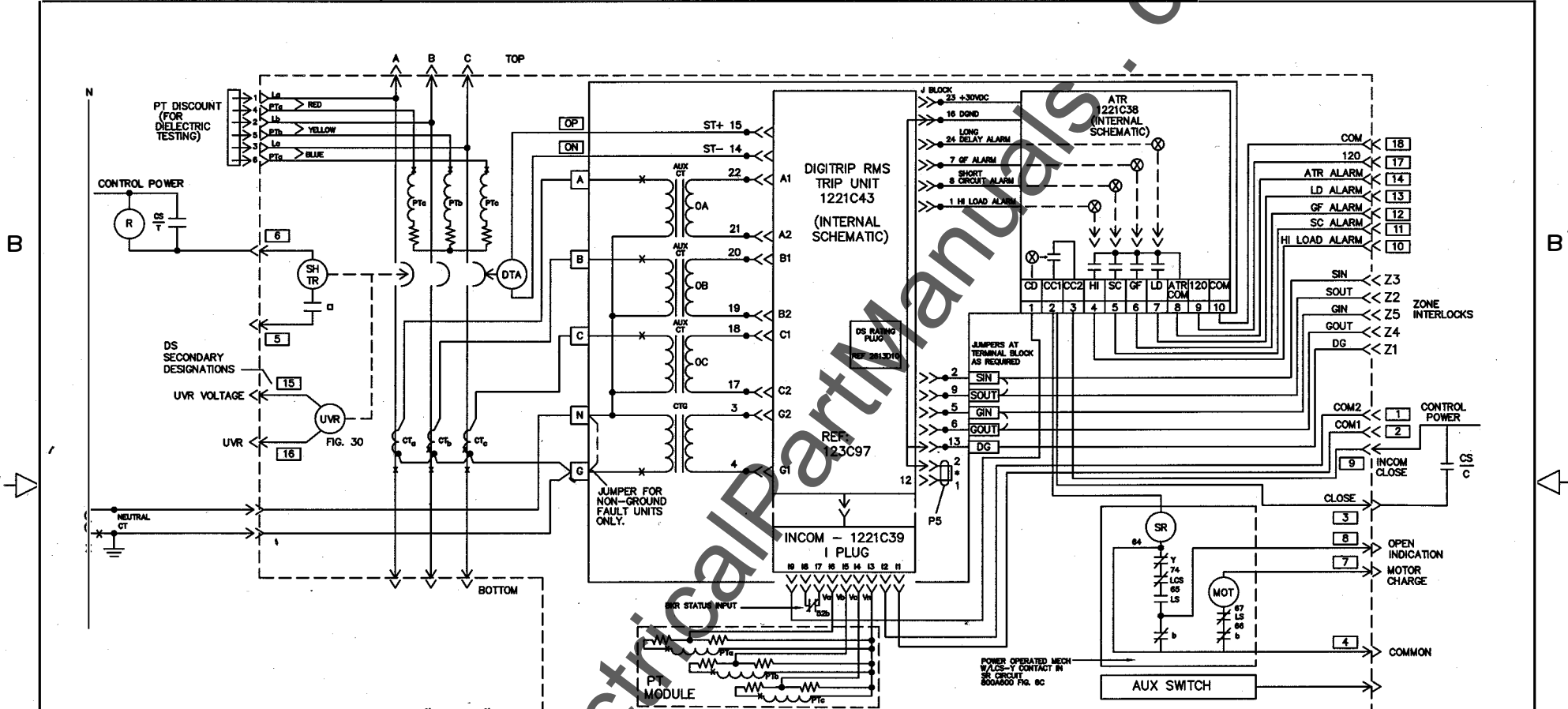


1	2	3	4	5	6	7	8	9
REVISION RN-1B2620	TQ011789	TQ011090	TQ042790	TQ123190	TQ100592	TQ011294	TQ030794	TQ010496

ALL REV. NOTES LISTED ON SHEET 22 ALL OTHER SHEETS LIST REV. NO. ONLY UNLESS OTHERWISE SPECIFIED DIMENSIONS IN INCHES TWO PLACE DEC. ±.02 THREE PLACE DEC. ±.005 ANGLES ±1/2° ONE PLACE DEC. ±0.5 TWO PLACE DEC. ±0.13 VOLTAGE ±2% RESISTANCE ±10% AMPERAGE ±2% FORCE ±10% TORQUE ±10% SPEED ±2% TIME ±1% TEMPERATURE ±3°C ±2°F	DFR: AGUETT APPD: McCUFFIE DATE: 1-17-89	DATE: 1-17-89
	DFR: BURDOL APPD: BURDOL DATE:	DATE:
	ENG. REF. 800A600, 1A33600 NEXT REF.	TITLE: DS CIRCUIT BREAKER SCHEMATIC DIGITRIP T500
	TOOL REF.	SIZE: B CAD DIRECTORY: MANAGED BY CMS

THE INFORMATION ON THIS DRAWING IS THE PROPERTY OF EATON CORPORATION. IT IS DISCLOSED IN CONFIDENCE AND IS NOT TO BE REPRODUCED, USED OR DISCLOSED EXCEPT FOR THE PURPOSE FOR WHICH FURNISHED.			
EATON CUTLER-HAMMER TECHNOLOGY AND QUALITY CENTER PITTSBURGH, PA.			
TITLE: DS CIRCUIT BREAKER SCHEMATIC DIGITRIP T500			
SCALE: 1=1	PARTS LIST: 508B508	PRODUCT CODE: 666X	SHEET NO.: 19 of 23

www.ElectricalPartManuals.com



* JUMPER PLUG AVAILABLE TO DEFEAT "NPOW" MESSAGE ON REVERSE FED BREAKERS

1	2	3	4	5	6	7	8	9
REVISION RN-82620	TQ011789	TQ011090	TQ042790	TQ123190	TQ100592	TQ011294	TQ030794	TQ010496

UNLESS OTHERWISE SPECIFIED
DIMENSIONS IN INCHES

ALL REV. NOTES LISTED ON SHEET 22, ALL OTHER SHEETS LIST REV. NO. ONLY

UNLESS OTHERWISE SPECIFIED

DIMENSIONS IN INCHES

TWO PLACE DEC. ±.02
THREE PLACE DEC. ±.005
ANGLES ±1/2°
ONE PLACE MM ±0.5
TWO PLACE MM ±0.13
VOLTAGE ±5%
RESISTANCE ±10%
AMPEREAGE ±2%
FORCE ±10%
TORQUE ±10%
SPEED ±10%
TEMPERATURE ±3°C ±5°F

* STATISTICAL SAMPLING DIMENSION

DRAWN: AGLIETTI
APPD: MCGUFFIE
DATE: 1-17-89

ENG. REF: 800A600, 1A33600
NEXT REF.

TOOL REF.

DSPEC.

THE INFORMATION ON THIS DRAWING IS THE PROPERTY OF EATON CORPORATION. IT IS DISCLOSED IN CONFIDENCE AND IS NOT TO BE REPRODUCED, USED OR DISCLOSED EXCEPT FOR THE PURPOSE FOR WHICH FURNISHED.

EATON

CUTLER-HAMMER
TECHNOLOGY AND QUALITY CENTER PITTSBURGH, PA.

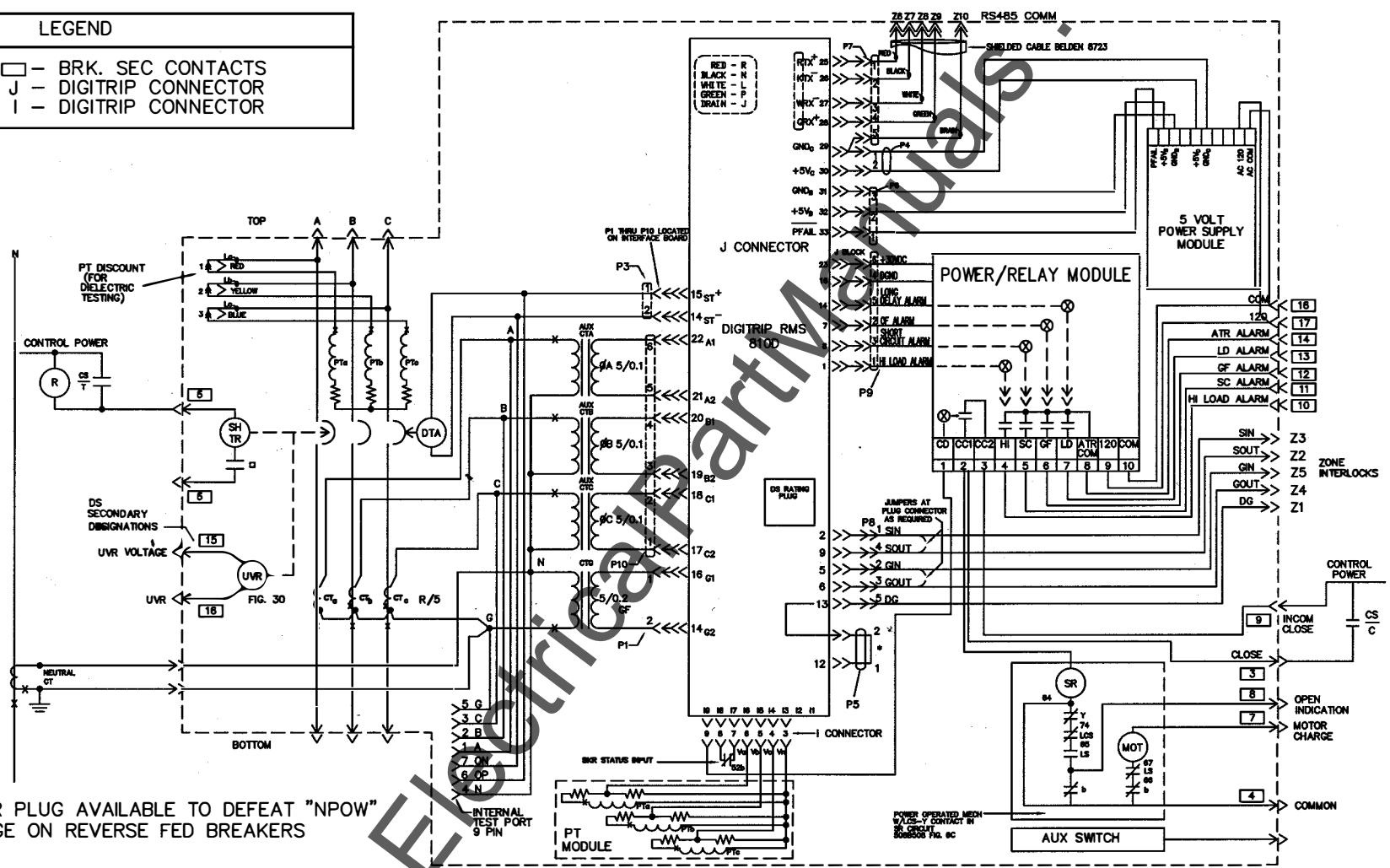
TITLE: DS CIRCUIT BREAKER SCHEMATIC T700 & T800

SIZE: B
CAD DIRECTORY: MANAGED BY CMS
DWG. NO.: 508B508

SCALE: 1=1
PARTS LIST: 508B508
PRODUCT CODE: 666X
SHEET NO.: 21 of 23

LEGEND

- - BRK. SEC CONTACTS
- J - DIGITRIP CONNECTOR
- I - DIGITRIP CONNECTOR



* JUMPER PLUG AVAILABLE TO DEFEAT "NPOW" MESSAGE ON REVERSE FED BREAKERS

7	TQ011294	8	TQ030794	9	TQ010496		TITLE	SCHMATIC DIGITRIP RMS 810D DS BKR	DWG. NO.	508B508	22A
4		3		2					SHEET No.	22 OF 23 SHEETS	666X

ElectricalPartManuals.com

IT.		REVISION		IT.		REVISION		IT.		REVISION	
RNIB646 OLD FILM NO. WAS TQ090188		1		RN-IB1830		7		RN-IB1893		8	
SH.11 FIG.11G a3 & b3 WERE a2 & b2,DEV-AUX SW 2 WIRE 21,22,23,24 RELOCATED		2		DWG WAS 22 SHEETS FIG. 22A WAS NOT ON S. SHINDLEDECKER 10-14-93		3		ACAD DIRECTORY WAS NOT ON ALL SHEETS FIG. 18D WAS NOT ON S. SHINDLEDECKER 3-2-94		4	
AGLIETTI 12/3/88 McGUFFIE 12/5/88 BUDOL 12/5/88		3		RN-IB2620		4		RN-IB2620		5	
RNIB674 FIG. 10,15,16 & 18 WERE UPDATED		4		CONVERT TO AWM OLD FILM NO. WAS TQ030794		5		CONVERT TO AWM OLD FILM NO. WAS TQ030794		6	
E&SD 1-3-90 B. AGLIETTI		5		FIG. 6A,6B,6C,7A, 7B,15A AND 16A SHUNT TRIP PER FIG. 3B ADDED		6		FIG. 6A,6B,6C,7A, 7B,15A AND 16A SHUNT TRIP PER FIG. 3B ADDED		7	
RNIB889 SH. 19, 20, 21 WERE BLANK		6		SH.21 AND 22 P5 JUMPER & NOTE*, ADD AGLIETTI 12-29-95		7		SH.21 AND 22 P5 JUMPER & NOTE*, ADD AGLIETTI 12-29-95		8	
SH. 1-7-18 WERE UPDATED		7		G. SMITH S. BUDOL TQ010496		8		G. SMITH S. BUDOL TQ010496		9	
E&SD 4-3-90 B. AGLIETTI		8		UNLESS OTHERWISE SPECIFIED		9		UNLESS OTHERWISE SPECIFIED		10	
RN-IB988 SH. 4 4D CHANGED 4M & N WERE NOT ON D. PALMIERI 11-14-90		9		DIMENSIONS IN INCHES		10		DIMENSIONS IN INCHES		11	
RN-IB1413 RN-IB1419 SH. 4 TITLE WAS WHEN AMP TRIPS BREAKER		10		DRAWN BY: AGLIETTI		11		DRAWN BY: AGLIETTI		12	
SH. 18 FIG. 18C WAS NOT ON		11		DATE: 1-17-89		12		DATE: 1-17-89		13	
TAD 9-22-92 A. MCGUFFIE S. BUDOL		12		CHECKED BY: MCGUFFIE		13		CHECKED BY: MCGUFFIE		14	
UNLESS OTHERWISE SPECIFIED		13		DATE: 1-17-89		14		DATE: 1-17-89		15	
DIMENSIONS IN INCHES		14		DRAWN BY: AGLIETTI		15		DRAWN BY: AGLIETTI		16	
DRAWN BY: AGLIETTI		15		DATE: 1-17-89		16		DATE: 1-17-89		17	
DATE: 1-17-89		16		CHECKED BY: MCGUFFIE		17		CHECKED BY: MCGUFFIE		18	
CHECKED BY: MCGUFFIE		17		DATE: 1-17-89		18		DATE: 1-17-89		19	
DATE: 1-17-89		18		DRAWN BY: AGLIETTI		19		DRAWN BY: AGLIETTI		20	
DRAWN BY: AGLIETTI		19		DATE: 1-17-89		20		DATE: 1-17-89		21	
DATE: 1-17-89		20		CHECKED BY: MCGUFFIE		21		CHECKED BY: MCGUFFIE		22	
CHECKED BY: MCGUFFIE		21		DATE: 1-17-89		22		DATE: 1-17-89		23	
DATE: 1-17-89		22		DRAWN BY: AGLIETTI		23		DRAWN BY: AGLIETTI		24	
DRAWN BY: AGLIETTI		23		DATE: 1-17-89		24		DATE: 1-17-89		25	
DATE: 1-17-89		24		CHECKED BY: MCGUFFIE		25		CHECKED BY: MCGUFFIE		26	
CHECKED BY: MCGUFFIE		25		DATE: 1-17-89		26		DATE: 1-17-89		27	
DATE: 1-17-89		26		DRAWN BY: AGLIETTI		27		DRAWN BY: AGLIETTI		28	
DRAWN BY: AGLIETTI		27		DATE: 1-17-89		28		DATE: 1-17-89		29	
DATE: 1-17-89		28		CHECKED BY: MCGUFFIE		29		CHECKED BY: MCGUFFIE		30	
CHECKED BY: MCGUFFIE		29		DATE: 1-17-89		30		DATE: 1-17-89		31	
DATE: 1-17-89		30		DRAWN BY: AGLIETTI		31		DRAWN BY: AGLIETTI		32	
DRAWN BY: AGLIETTI		31		DATE: 1-17-89		32		DATE: 1-17-89		33	
DATE: 1-17-89		32		CHECKED BY: MCGUFFIE		33		CHECKED BY: MCGUFFIE		34	
CHECKED BY: MCGUFFIE		33		DATE: 1-17-89		34		DATE: 1-17-89		35	
DATE: 1-17-89		34		DRAWN BY: AGLIETTI		35		DRAWN BY: AGLIETTI		36	
DRAWN BY: AGLIETTI		35		DATE: 1-17-89		36		DATE: 1-17-89		37	
DATE: 1-17-89		36		CHECKED BY: MCGUFFIE		37		CHECKED BY: MCGUFFIE		38	
CHECKED BY: MCGUFFIE		37		DATE: 1-17-89		38		DATE: 1-17-89		39	
DATE: 1-17-89		38		DRAWN BY: AGLIETTI		39		DRAWN BY: AGLIETTI		40	
DRAWN BY: AGLIETTI		39		DATE: 1-17-89		40		DATE: 1-17-89		41	
DATE: 1-17-89		40		CHECKED BY: MCGUFFIE		41		CHECKED BY: MCGUFFIE		42	
CHECKED BY: MCGUFFIE		41		DATE: 1-17-89		42		DATE: 1-17-89		43	
DATE: 1-17-89		42		DRAWN BY: AGLIETTI		43		DRAWN BY: AGLIETTI		44	
DRAWN BY: AGLIETTI		43		DATE: 1-17-89		44		DATE: 1-17-89		45	
DATE: 1-17-89		44		CHECKED BY: MCGUFFIE		45		CHECKED BY: MCGUFFIE		46	
CHECKED BY: MCGUFFIE		45		DATE: 1-17-89		46		DATE: 1-17-89		47	
DATE: 1-17-89		46		DRAWN BY: AGLIETTI		47		DRAWN BY: AGLIETTI		48	
DRAWN BY: AGLIETTI		47		DATE: 1-17-89		48		DATE: 1-17-89		49	
DATE: 1-17-89		48		CHECKED BY: MCGUFFIE		49		CHECKED BY: MCGUFFIE		50	
CHECKED BY: MCGUFFIE		49		DATE: 1-17-89		50		DATE: 1-17-89		51	
DATE: 1-17-89		50		DRAWN BY: AGLIETTI		51		DRAWN BY: AGLIETTI		52	
DRAWN BY: AGLIETTI		51		DATE: 1-17-89		52		DATE: 1-17-89		53	
DATE: 1-17-89		52		CHECKED BY: MCGUFFIE		53		CHECKED BY: MCGUFFIE		54	
CHECKED BY: MCGUFFIE		53		DATE: 1-17-89		54		DATE: 1-17-89		55	
DATE: 1-17-89		54		DRAWN BY: AGLIETTI		55		DRAWN BY: AGLIETTI		56	
DRAWN BY: AGLIETTI		55		DATE: 1-17-89		56		DATE: 1-17-89		57	
DATE: 1-17-89		56		CHECKED BY: MCGUFFIE		57		CHECKED BY: MCGUFFIE		58	
CHECKED BY: MCGUFFIE		57		DATE: 1-17-89		58		DATE: 1-17-89		59	
DATE: 1-17-89		58		DRAWN BY: AGLIETTI		59		DRAWN BY: AGLIETTI		60	
DRAWN BY: AGLIETTI		59		DATE: 1-17-89		60		DATE: 1-17-89		61	
DATE: 1-17-89		60		CHECKED BY: MCGUFFIE		61		CHECKED BY: MCGUFFIE		62	
CHECKED BY: MCGUFFIE		61		DATE: 1-17-89		62		DATE: 1-17-89		63	
DATE: 1-17-89		62		DRAWN BY: AGLIETTI		63		DRAWN BY: AGLIETTI		64	
DRAWN BY: AGLIETTI		63		DATE: 1-17-89		64		DATE: 1-17-89		65	
DATE: 1-17-89		64		CHECKED BY: MCGUFFIE		65		CHECKED BY: MCGUFFIE		66	
CHECKED BY: MCGUFFIE		65		DATE: 1-17-89		66		DATE: 1-17-89		67	
DATE: 1-17-89		66		DRAWN BY: AGLIETTI		67		DRAWN BY: AGLIETTI		68	
DRAWN BY: AGLIETTI		67		DATE: 1-17-89		68		DATE: 1-17-89		69	
DATE: 1-17-89		68		CHECKED BY: MCGUFFIE		69		CHECKED BY: MCGUFFIE		70	
CHECKED BY: MCGUFFIE		69		DATE: 1-17-89		70		DATE: 1-17-89		71	
DATE: 1-17-89		70		DRAWN BY: AGLIETTI		71		DRAWN BY: AGLIETTI		72	
DRAWN BY: AGLIETTI		71		DATE: 1-17-89		72		DATE: 1-17-89		73	
DATE: 1-17-89		72		CHECKED BY: MCGUFFIE		73		CHECKED BY: MCGUFFIE		74	
CHECKED BY: MCGUFFIE		73		DATE: 1-17-89		74		DATE: 1-17-89		75	
DATE: 1-17-89		74		DRAWN BY: AGLIETTI		75		DRAWN BY: AGLIETTI		76	
DRAWN BY: AGLIETTI		75		DATE: 1-17-89		76		DATE: 1-17-89		77	
DATE: 1-17-89		76		CHECKED BY: MCGUFFIE		77		CHECKED BY: MCGUFFIE		78	
CHECKED BY: MCGUFFIE		77		DATE: 1-17-89		78		DATE: 1-17-89		79	
DATE: 1-17-89		78		DRAWN BY: AGLIETTI		79		DRAWN BY: AGLIETTI		80	
DRAWN BY: AGLIETTI		79		DATE: 1-17-89		80		DATE: 1-17-89		81	
DATE: 1-17-89		80		CHECKED BY: MCGUFFIE		81		CHECKED BY: MCGUFFIE		82	
CHECKED BY: MCGUFFIE		81		DATE: 1-17-89		82		DATE: 1-17-89		83	
DATE: 1-17-89		82		DRAWN BY: AGLIETTI		83		DRAWN BY: AGLIETTI		84	
DRAWN BY: AGLIETTI		83		DATE: 1-17-89		84		DATE: 1-17-89		85	
DATE: 1-17-89		84		CHECKED BY: MCGUFFIE		85		CHECKED BY: MCGUFFIE		86	
CHECKED BY: MCGUFFIE		85		DATE: 1-17-89		86		DATE: 1-17-89		87	
DATE: 1-17-89		86		DRAWN BY: AGLIETTI		87		DRAWN BY: AGLIETTI		88	
DRAWN BY: AGLIETTI		87		DATE: 1-17-89		88		DATE: 1-17-89		89	
DATE: 1-17-89		88		CHECKED BY: MCGUFFIE		89		CHECKED BY: MCGUFFIE		90	
CHECKED BY: MCGUFFIE		89		DATE: 1-17-89		90		DATE: 1-17-89		91	
DATE: 1-17-89		90		DRAWN BY: AGLIETTI		91		DRAWN BY: AGLIETTI		92	
DRAWN BY: AGLIETTI		91		DATE: 1-17-89		92		DATE: 1-17-89		93	
DATE: 1-17-89		92		CHECKED BY: MCGUFFIE		93		CHECKED BY: MCGUFFIE		94	
CHECKED BY: MCGUFFIE		93		DATE: 1-17-89		94		DATE: 1-17-89		95	
DATE: 1-17-89		94		DRAWN BY: AGLIETTI		95		DRAWN BY: AGLIETTI		96	
DRAWN BY: AGLIETTI		95		DATE: 1-17-89		96		DATE: 1-17-89		97	
DATE: 1-17-89		96		CHECKED BY: MCGUFFIE		97		CHECKED BY: MCGUFFIE		98	
CHECKED BY: MCGUFFIE		97		DATE: 1-17-89		98		DATE: 1-17-89		99	
DATE: 1-17-89		98		DRAWN BY: AGLIETTI		99		DRAWN BY: AGLIETTI		100	
DRAWN BY: AGLIETTI		99		DATE: 1-17-89		100		DATE: 1-17-89		101	
DATE: 1-17-89		100		CHECKED BY: MCGUFFIE		101		CHECKED BY: MCGUFFIE		102	
CHECKED BY: MCGUFFIE		101		DATE: 1-17-89		102		DATE: 1-17-89		103	
DATE: 1-17-89		102		DRAWN BY: AGLIETTI		103		DRAWN BY: AGLIETTI		104	
DRAWN BY: AGLIETTI		103		DATE: 1-17-89		104		DATE: 1-17-89		105	
DATE: 1-17-89		104		CHECKED BY: MCGUFFIE		105		CHECKED BY: MCGUFFIE		106	
CHECKED BY: MCGUFFIE		105		DATE: 1-17-89		106		DATE: 1-17-89		107	
DATE: 1-17-89		106		DRAWN BY: AGLIETTI		107		DRAWN BY: AGLIETTI		108	
DRAWN BY: AGLIETTI		107		DATE: 1-17-89		108		DATE: 1-17-89		109	
DATE: 1-17-89		108		CHECKED BY: MCGUFFIE		109		CHECKED BY: MCGUFFIE		110	
CHECKED BY: MCGUFFIE		109		DATE: 1-17-89		110		DATE: 1-17-89		111	
DATE: 1-17-89		110		DRAWN BY: AGLIETTI		111		DRAWN BY: AGLIETTI		112	
DRAWN BY: AGLIETTI		111		DATE: 1-17-89		112		DATE: 1-17-89		113	
DATE: 1-17-89		112		CHECKED BY: MCGUFFIE		113		CHECKED BY: MCGUFFIE		114	
CHECKED BY: MCGUFFIE		113		DATE: 1-17-89		114		DATE: 1-17-89		115	
DATE: 1-17-89		114		DRAWN BY: AGLIETTI		115		DRAWN BY: AGLIETTI		116	
DRAWN BY: AGLIETTI		115		DATE: 1-17-89		116		DATE: 1-17-89		117	
DATE: 1-17-89		116		CHECKED BY: MCGUFFIE		117		CHECKED BY: MCGUFFIE		118	
CHECKED BY: MCGUFFIE		117		DATE: 1-17-89		118		DATE: 1-17-89		119	
DATE: 1-17-89		118		DRAWN BY: AGLIETTI		119		DRAWN BY: AGLIETTI		120	
DRAWN BY: AGLIETTI		119		DATE: 1-17-89		120		DATE: 1-17-89		121	
DATE: 1-17-89		120		CHECKED BY: MCGUFFIE		121		CHECKED BY: MCGUFFIE		122	
CHECKED BY: MCGUFFIE		121		DATE: 1-17-89		122		DATE: 1-17-89		123	
DATE: 1-17-89		122		DRAWN BY: AGLIETTI		123		DRAWN BY: AGLIETTI		124	
DRAWN BY: AGLIETTI		123		DATE: 1-17-89		124		DATE: 1-17-89		125	
DATE: 1-17-89		124		CHECKED BY: MCGUFFIE		125		CHECKED BY: MCGUFFIE		126	
CHECKED BY: MCGUFFIE		125		DATE: 1-17-89		126		DATE: 1-17-89			